

## MIT Open Access Articles

### *Transverse electric plasmons in bilayer graphene*

The MIT Faculty has made this article openly available. **Please share** how this access benefits you. Your story matters.

**Citation:** Jablan, Marinko, Hrvoje Buljan, and Marin Soljačić. "Transverse electric plasmons in bilayer graphene." *Optics Express* 19.12 (2011): 11236.

**As Published:** <http://dx.doi.org/10.1364/OE.19.011236>

**Publisher:** Optical Society of America

**Persistent URL:** <http://hdl.handle.net/1721.1/71637>

**Version:** Author's final manuscript: final author's manuscript post peer review, without publisher's formatting or copy editing

**Terms of use:** Creative Commons Attribution-Noncommercial-Share Alike 3.0



# Transverse electric plasmons in bilayer graphene

Marinko Jablan and Hrvoje Buljan

*Department of Physics, University of Zagreb, Bijenička c. 32, 10000 Zagreb, Croatia*

Marin Soljačić

*Department of Physics, Massachusetts Institute of Technology,  
77 Massachusetts Avenue, Cambridge MA 02139, USA*

We predict the existence of transverse electric (TE) plasmons in bilayer graphene. We find that their plasmonic properties are much more pronounced in bilayer than in monolayer graphene, in a sense that they can get more localized at frequencies just below  $\hbar\omega = 0.4$  eV for adequate doping values. This is a consequence of the perfectly nested bands in bilayer graphene which are separated by  $\sim 0.4$  eV.

Plasmons are self-sustained collective electron excitations which are of great interest both for fundamental physics and potential technological applications. Plasmon is a paradigmatic quantum many-body phenomenon studied in condensed matter physics [1]. Closely related excitations are surface plasmons which hold promise as a possible tool for controlling light at subwavelength scales [2–5], giving rise to the field of nanophotonics, and they also play an important role in metamaterials [6–9]; plasmons in essentially two-dimensional (2D) structures are similar in this respect to surface plasmons. These reasons are a great motivation for studying plasmonic excitations and their properties in novel materials. Two such materials are monolayer [10, 11] and bilayer (see e.g., [11, 12]) graphene. Graphene is a 2D sheet made of carbon atoms organized in a honeycomb lattice [10, 11], whereas bilayer graphene consists of two such layers stacked on top of each other in a certain way [11, 12]. While there are only a few studies of plasmons in bilayer graphene [13–16], these collective excitations have attracted substantially more attention in monolayer graphene [17–23]. Several years ago it was predicted that graphene, besides the ordinary longitudinal plasmons [transverse magnetic (TM) modes] [17–20, 23], also supports unusual transverse plasmons [transverse electric (TE) modes] [19]. These excitation are possible only if the imaginary part of the conductivity of a thin sheet of material is negative [19]. On the other hand, such a conductivity requires some complexity of the band structure of the material involved. For example, TE plasmons cannot occur if the 2D material possesses a single parabolic electron band. From this perspective, bilayer graphene, with its rich band structure and optical conductivity (e.g., see [24] and references therein), seems as a promising material for exploring the possibility of existence of TE plasmons. Here we predict the existence of TE plasmons in bilayer graphene. We find that their plasmonic properties are much more pronounced in bilayer than in monolayer graphene, in a sense that the wavelength of TE plasmons in bilayer can be smaller than in monolayer graphene at the same frequency.

Throughout this work we consider bilayer graphene as an infinitely thin sheet of material with conductivity  $\sigma(\mathbf{q}, \omega)$ . We assume that air with  $\epsilon_r = 1$  is above and below bilayer graphene. Given the conductivity, by employing classical electrodynamics, one finds that self-sustained oscillations of the charge occur when (see [19] and references therein)

$$1 + \frac{i\sigma(\mathbf{q}, \omega)\sqrt{q^2 - \omega^2/c^2}}{2\epsilon_0\omega} = 0 \quad (1)$$

for TM modes, and

$$1 - \frac{\mu_0\omega i\sigma(\mathbf{q}, \omega)}{2\sqrt{q^2 - \omega^2/c^2}} = 0 \quad (2)$$

for TE modes. The TM plasmons can considerably depart from the light line, that is, their wavelength can be considerably smaller than that of light at the same frequency. For this reason, when calculating TM plasmons it is desirable to know the conductivity as a function of both frequency  $\omega$  and wavevector  $\mathbf{q}$ . However, it turns out that the TE plasmons (both in monolayer [19] and bilayer graphene, as will be shown below) are quite close to the light line  $q = \omega/c$ , and therefore it is a good approximation to use  $\sigma(\omega) = \sigma(\mathbf{q} = 0, \omega)$ . Moreover, these plasmons are expected to show strong polariton character, i.e., creation of hybrid plasmon-photon excitations. At this point it is worthy to note that if the relative permittivity of dielectrics above and below graphene are sufficiently different, so that light lines differ substantially, then TE plasmon will not exist (perhaps they could exist as leaky modes).

The conductivity  $\sigma(\omega) = \Re\sigma(\omega) + i\Im\sigma(\omega)$  is complex, and plasmon dispersion is characterized by the imaginary part  $\Im\sigma(\omega)$ , whereas  $\Re\sigma(\omega)$  determines plasmon losses, or more generally absorption of the sheet. From Eq. (2) it follows that the TE plasmons exist only if  $\Im\sigma(\omega) < 0$  [19].

In order to calculate the imaginary part of the conductivity, we employ Kramers-Kronig relations and the calculation of absorption by Nicol and Carbotte [24], where  $\Re\sigma(\omega)$  [see Eqs. (19)-(21) in Ref. [24]] was calculated by using the

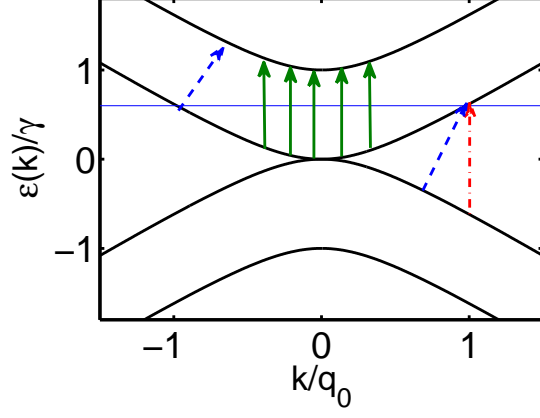


FIG. 1: The band-structure of bilayer graphene. The two upper bands (as well as the two lower bands) are perfectly nested and separated by  $\gamma \sim 0.4$  eV;  $q_0 = \gamma/\hbar v_F$ . Horizontal line depicts one possible value of the Fermi level, and arrows denote some of the possible interband electronic transitions. See text for details.

Kubo formula. The optical conductivity has rich structure due to the fact that the single-particle spectrum of graphene is organized in four bands given by [24],

$$\frac{\epsilon(\mathbf{k})}{\gamma} = \pm \sqrt{\frac{1}{4} + \left(\frac{\hbar v_F k}{\gamma}\right)^2} \pm \frac{1}{2}, \quad (3)$$

where  $v_F = 10^6$  m/s, the parameter  $\gamma \approx 0.4$  eV is equal to the separation between the two conduction bands (which is equal to the separation between the valence bands). The band structure (3) is calculated from the tight binding approach, where  $v_F$  is connected to the nearest-neighbour hopping terms for electrons to move in each of the two graphene planes, and the distance between Carbon atoms in one monolayer (see Ref. [24]), whereas  $\gamma$  is the hopping parameter corresponding to electrons hopping from one layer to the other and vice versa [24]. The two graphene layers are stacked one above the other according to the so-called Bernal-type stacking (e.g., see Ref. [11]). We emphasize that the perfect nesting of bands gives rise to the stronger plasmon like features of TE plasmons in bilayer than in monolayer graphene. The four bands are illustrated in Fig. 1 along with some of the electronic transitions which result in absorption. Absorption depends on  $\gamma$  and the Fermi level  $\mu$ ; the latter can be changed by applying external bias voltage.

The imaginary part of the conductivity can be calculated from  $\Re\sigma(\omega)$  by using the Kramers-Kronig relations

$$\Im\sigma(\omega) = -\frac{2\omega}{\pi} \mathcal{P} \int_0^\infty \frac{\Re\sigma(\omega')}{\omega'^2 - \omega^2} d\omega', \quad (4)$$

which yields

$$\begin{aligned} \frac{\Im\sigma(\omega)}{\sigma_0} &= f(\Omega, 2\mu) + g(\Omega, \mu, \gamma) \\ &+ [f(\Omega, 2\gamma) + g(\Omega, \gamma, -\gamma)]\Theta(\gamma - \mu) \\ &+ [f(\Omega, 2\mu) + g(\Omega, \mu, -\gamma)]\Theta(\mu - \gamma) \\ &+ \frac{\gamma^2}{\Omega^2} \left[ \frac{\Omega}{\pi(2\mu + \gamma)} + f(\Omega, 2\mu + \gamma) \right] \\ &+ \frac{\gamma^2}{\Omega^2} \left[ \frac{\Omega}{\pi\gamma} + f(\Omega, \gamma) \right] \Theta(\gamma - \mu) \\ &+ \frac{\gamma^2}{\Omega^2} \left[ \frac{\Omega}{\pi(2\mu - \gamma)} + f(\Omega, 2\mu - \gamma) \right] \Theta(\mu - \gamma) \\ &+ \frac{a(\mu)}{\pi\Omega} + \frac{2\Omega b(\mu)}{\pi(\Omega^2 - \gamma^2)}, \end{aligned} \quad (5)$$

where

$$\begin{aligned}
f(x, y) &= \frac{1}{2\pi} \log \left| \frac{x-y}{x+y} \right|, \\
g(x, y, z) &= \frac{z}{2\pi} \frac{(x-z) \log|x-2y| + (x+z) \log|x+2y| - 2x \log|2y+z|}{x^2 - z^2}, \\
a(\mu) &= \frac{4\mu(\mu+\gamma)}{2\mu+\gamma} + \frac{4\mu(\mu-\gamma)}{2\mu-\gamma} \Theta(\mu-\gamma), \\
b(\mu) &= \frac{\gamma}{2} \left[ \log \frac{2\mu+\gamma}{\gamma} - \log \frac{2\mu-\gamma}{\gamma} \Theta(\mu-\gamma) \right],
\end{aligned} \tag{6}$$

$\sigma_0 = e^2/2\hbar$ ,  $\Theta(x) = 1$  if  $x \geq 0$  and zero otherwise, and  $\Omega = \hbar\omega$ . Here we assume zero temperature  $T \approx 0$ , which is a good approximation for sufficiently doped bilayer graphene where  $\mu \gg k_B T$ . Formulae (5) and (6) are used to describe the properties of TE plasmons.

In Figure 2 we show the real and imaginary part of the conductivity for two different values of the Fermi level:  $\mu = 0.4\gamma$  and  $\mu = 0.9\gamma$  (we focus on the electron doped system  $\mu > 0$ ). Because plasmons are strongly damped by interband transitions, it is instructive at this point to discuss the kinematical requirements for the excitation of electron-hole pairs. If the doping is such that  $\mu < \gamma/2$ , a quantum of energy  $\hbar\omega$  (plasmon or photon) with in-plane momentum  $q = 0$  can excite an electron-hole pair only if  $\hbar\omega > 2\mu$  (excitations from the upper valence to the lower conduction band shown as red dot-dashed line in Fig. 1). If  $\mu > \gamma/2$ , the  $(q = 0, \omega)$ -quantum can excite an electron-hole pair only for  $\hbar\omega \geq \gamma$  (excitations from the lower to the upper conduction band shown as green solid lines in Fig. 1 occur at  $\hbar\omega = \gamma$ ). If the plasmon/photon has in-plane momentum  $q$  larger than zero, then interband transitions are possible for smaller frequencies (see blue dashed lines in Fig. 1). There is a region in the  $(q, \omega)$ -plane where electron-hole excitations are forbidden due to the Pauli principle (e.g., see figures in Refs. [14–16]). Because plasmons are strongly damped by these interband transitions (this is Landau damping), in our search for the TE plasmons, we focus on their dispersion curve in the regime where electron-hole pair formation is inadmissible (via first-order transition).

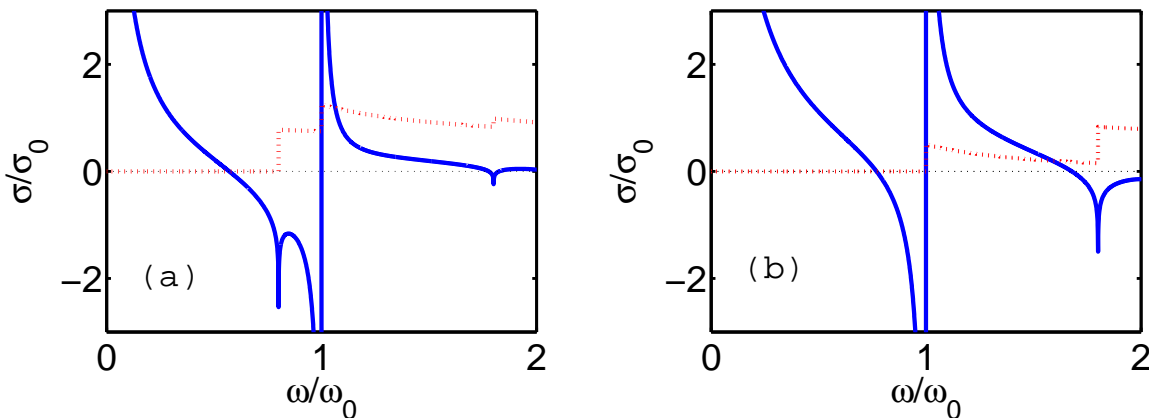


FIG. 2: The real (red dotted lines) and imaginary (blue solid lines) part of the conductivity of bilayer graphene for two values of doping:  $\mu = 0.4\gamma$  (a), and  $\mu = 0.9\gamma$  (b). The conductivity is in units of  $\sigma_0 = e^2/2\hbar$ , and the frequency is in units of  $\omega_0 = \gamma/\hbar$ . The  $\delta$ -functions in  $\Re\sigma(\omega)$  at  $\omega = 0$  (intra-band transitions) and  $\omega = \gamma/\hbar$  (transitions from the lower to the upper conduction band depicted as green solid arrows in Fig. 1) are not shown (see [24]).

In Figure 3 we show the plasmon dispersion curves for  $\mu = 0.4\gamma$  and  $\mu = 0.9\gamma$ ; in the spirit of Ref. [19], we show  $\Delta q = q - \omega/c$  as a function of frequency  $\omega$ . Plasmons are very close to the light line and thus one can to a very good approximation write the dispersion curve as

$$\Delta q \approx \frac{\omega}{8\epsilon_0^2 c^3} \Im\sigma(\omega)^2. \tag{7}$$

To the left (right) of the vertical red dotted line in Fig. 3, plasmon damping via excitation of electron-hole pairs is (is not) forbidden.

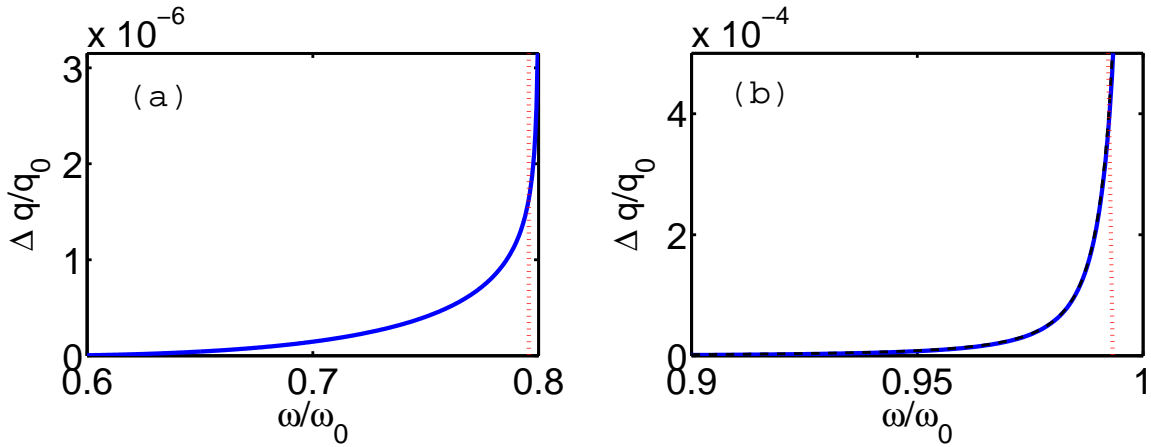


FIG. 3: The plasmon dispersion curve  $\Delta q = q - \omega/c$  vs.  $\omega$  for  $\mu = 0.4\gamma$  (a), and  $\mu = 0.9\gamma$  (b) is shown as blue solid line. To the right of the vertical red dotted lines plasmons can be damped via excitation of electron-hole pairs, whereas to the left of this line these excitations are forbidden due to the Pauli principle. Black dashed line in (b) (which closely follows the blue line) corresponds to Eq. (8). The wave vector is in units of  $q_0 = \gamma/\hbar v_F$ , and the frequency is in units of  $\omega_0 = \gamma/\hbar$ .

For  $\mu = 0.4\gamma$ ,  $\Im\sigma(\omega)$  is smaller than zero for  $\omega$  in an interval of frequencies just below  $2\mu$ . From the leading term in  $\Im\sigma(\omega)$  we find that departure of the dispersion curve from the light line is logarithmically slow:  $\Delta q_{0 < \mu < \gamma/2} \propto [\log |\hbar\omega - 2\mu|]^2$ . The same type of behavior occurs in monolayer graphene [19].

However, for  $\mu = 0.9\gamma$ , one can see the advantage of bilayer over monolayer graphene in the context of TE plasmons. The conductivity  $\Im\sigma(\omega)$  is smaller than zero in an interval of frequencies below  $\gamma$ . In this interval, the most dominant term to the conductivity is the last one from Eq. (5), that is,

$$\Delta q_{\gamma/2 < \mu < \gamma} \approx \frac{\omega\sigma_0^2}{2\pi^2\epsilon_0^2c^3} \left[ \frac{\hbar\omega b(\mu)}{\gamma^2 - (\hbar\omega)^2} \right]^2. \quad (8)$$

This approximation is illustrated with black dashed line in Fig. 3, and it almost perfectly matches the dispersion curve. Note that the singularity in  $\Im\sigma(\omega)$  at  $\hbar\omega = \gamma$  is of the form  $1/(\gamma - \hbar\omega)$ , whereas the singularity at  $\hbar\omega = 2\mu$  is logarithmic (as in monolayer graphene [19]). As a consequence, the departure of the dispersion curve from the light line in bilayer graphene is much faster for  $\mu > \gamma/2$  than for  $\mu < \gamma/2$ , and it is faster than in monolayer graphene as well [note the two orders of magnitude difference between the abscissa scales in Figs. 3(a) and (b)]. Thus, we conclude that more pronounced plasmonic features of TE plasmons (shrinking of wave length which is measured as departure of  $q$  from the light line) can be obtained in bilayer graphene. The term in  $\Im\sigma(\omega)$  which is responsible for TE plasmons for  $\mu > \gamma/2$  corresponds (via Kramers-Kronig relations) to the absorption term  $b(\mu)\delta(\hbar\omega - \gamma)$  [24], which arises from the transitions from the first to the second valence band (shown as green solid arrows in Fig. 1), which are perfectly nested and separated by  $\gamma$ . Thus, this unique feature of bilayer graphene gives rise to TE plasmons with more pronounced plasmon like features than in monolayer graphene.

Before closing, let us discuss some properties and possible observation of TE plasmons. First, note that since the electric field oscillations are both perpendicular to the propagation vector  $\mathbf{q}$ , and lie in the bilayer graphene plane, the electric current  $\mathbf{j} = \sigma(\omega)\mathbf{E}$  is also perpendicular to  $\mathbf{q}$ . Thus,  $\mathbf{j} \cdot \mathbf{q} = 0$ , and the equation of continuity yields that the charge density is zero (i.e., one has self-sustained oscillations of the current). In order to excite plasmons of frequency  $\omega$  with light of the same frequency, one has to somehow account for the conservation of the momentum which is larger for plasmons. Since the momentum mismatch is relatively small, the standard plasmon excitation schemes such as the prism or grating coupling methods (e.g., see [2] and references therein) could be used for the excitation of these plasmons.

In conclusion, we have predicted the existence of transverse electric (TE) plasmons in bilayer graphene. Since they exist very close to the light line, these plasmons are expected to show strong polariton character, i.e., mixing with photon modes. However, due to the perfectly nested valence bands of bilayer graphene, their dispersion departs much more from the light line than in monolayer graphene.

We acknowledge most useful comments from Guy Bartal and Mordechai Segev from the Technion, Israel. This work was supported in part by the Croatian Ministry of Science (Grant No. 119-0000000-1015), the Croatian-Israeli scientific cooperation program funded by the Ministries of Science of the State of Israel and the Republic of Croatia. This work is also supported in part by the MRSEC program of National Science Foundation of the USA under Award

No. DMR-0819762. M.S. was also supported in part by the S3TEC, an Energy Frontier Research Center funded by the U.S. Department of Energy, Office of Science, Office of Basic Energy Sciences under Award No. de-sc0001299.

- 
- [1] D. Pines, P. Nozieres, *The Theory of Quantum Liquids* (Benjamin, New York, 1966).
  - [2] W.L. Barnes, A. Dereux, T.W. Ebbesen, "Surface plasmon subwavelength optics," *Nature (London)* **424**, 824 (2003).
  - [3] S.A. Maier, H.A. Atwater, "Plasmonics: Localization and guiding of electromagnetic energy in metal/dielectric structures," *J. Appl. Phys.* **98**, 011101 (2005).
  - [4] S. Vedentam, H. Lee, J. Tang, J. Conway, M. Staffaroni, E. Yablonovitch, "A Plasmonic Dimple Lens for Nanoscale Focusing of Light," *Nano Lett.* **9**, 3447 (2009).
  - [5] A. Karalis, E. Lidorikis, M. Ibanescu, J.D. Joannopoulos, M. Soljačić, "Surface-Plasmon-Assisted guiding of Broadband Slow and Subwavelength Light in Air," *Phys. Rev. Lett.* **95**, 063901 (2005).
  - [6] V.G. Veselago, "The electrodynamics of substances with simultaneously negative values of  $\epsilon$  and  $\mu$ ," *Sov. Phys. Uspekhi* **10**, 509 (1968).
  - [7] V.M. Shalaev, "Optical negative-index metamaterials," *Nature Photonics* **1**, 41 (2007).
  - [8] J.B. Pendry, "Negative Refraction Makes a Perfect Lens," *Phys. Rev. Lett.* **85**, 3966 (2000).
  - [9] D.R. Smith, J.B. Pendry, M.C.K. Wiltshire, "Metamaterials and Negative Refractive Index," *Science* **305**, 788 (2004).
  - [10] K.S. Novoselov, A.K. Geim, S.V. Morozov, D. Jiang, Y. Zhang, S.V. Dubonos, I.V. Grigorieva, A.A. Firsov AA, "Electric field effect in atomically thin carbon films," *Science* **306**, 666 (2004).
  - [11] A.H. Castro Neto, F. Guinea, N.M.R. Peres, K.S. Novoselov, and A.K. Geim, "The electronic properties of graphene," *Rev. Mod. Phys.* **81**, 109 (2009).
  - [12] K.S. Novoselov, E. McCann, S.V. Morozov, V.I. Fal'ko, M.I. Katsnelson, U. Zeitler, D. Jiang, F. Schedin, A.K. Geim, "Unconventional quantum Hall effect and Berry's phase of  $2\pi$  in bilayer graphene," *Nat. Phys.* **2**, 177 (2006).
  - [13] X.F. Wang and T. Chakraborty, "Coulomb screening and collective excitations in a graphene bilayer," *Phys. Rev. B* **75**, 041404(R) (2007).
  - [14] G. Borghi, M. Polini, R. Asgari and A. H. MacDonald, "Dynamical response functions and collective modes of bilayer graphene," *Phys. Rev. B* **80**, 241402(R) (2009).
  - [15] X.F. Wang and T. Chakraborty, "Coulomb screening and collective excitations in biased bilayer graphene," *Phys. Rev. B* **81**, 081402(R) (2010).
  - [16] R. Sensarma, E.H. Hwang, and S. Das Sarma "Dynamic screening and low-energy collective modes in bilayer graphene," *Phys. Rev. B* **82**, 195428 (2010).
  - [17] B. Wunsch, T. Stauber, F. Sols, and F. Guinea, "Dynamical polarization of graphene at finite doping," *New J. Phys.* **8**, 318 (2006).
  - [18] E.H. Hwang and S. Das Sarma, "Dielectric function, screening, and plasmons in two-dimensional graphene," *Phys. Rev. B* **75**, 205418 (2007).
  - [19] S.A. Mikhailov, K. Ziegler, "New Electromagnetic Mode in Graphene," *Phys. Rev. Lett.* **99**, 016803 (2007).
  - [20] F. Rana, "Graphene terahertz plasmon oscillators," *IEEE Trans. on Nanotechnology* **7**, 91 (2008).
  - [21] C. Kramberger, R. Hambach, C. Giorgetti, M.H. Rummeli, M. Knupfer, J. Fink, B. Büchner, Lucia Reining, E. Einarsson, S. Maruyama, F. Sottile, K. Hannewald, V. Olevano, A.G. Marinopoulos, and T. Pichler, "Linear Plasmon Dispersion in Single-Wall Carbon Nanotubes and the Collective Excitation Spectrum of Graphene," *Phys. Rev. Lett.* **100**, 196803 (2008).
  - [22] Yu Liu, R.F. Willis, K.V. Emtsev, and Th. Seyller, "Plasmon dispersion and damping in electrically isolated two-dimensional charge sheets," *Phys. Rev. B* **78**, 201403(R) (2008).
  - [23] M. Jablan, H. Buljan, and M. Soljačić, "Plasmonics in graphene at infrared frequencies," *Phys. Rev. B* **80**, 245435 (2009).
  - [24] E.J. Nicol and J.P. Carbotte, "Optical conductivity of bilayer graphene with and without an asymmetry gap," *Phys. Rev. B* **77**, 155409 (2008).