

CHAPTER 4	The Chain Rule	
4.1	Derivatives by the Chain Rule	154
4.2	Implicit Differentiation and Related Rates	160
4.3	Inverse Functions and Their Derivatives	164
4.4	Inverses of Trigonometric Functions	171
CHAPTER 5	Integrals	
5.1	The Idea of the Integral	177
5.2	Antiderivatives	182
5.3	Summation vs. Integration	187
5.4	Indefinite Integrals and Substitutions	195
5.5	The Definite Integral	201
5.6	Properties of the Integral and the Average Value	206
5.7	The Fundamental Theorem and Its Consequences	213
5.8	Numerical Integration	220
CHAPTER 6	Exponentials and Logarithms	
6.1	An Overview	228
6.2	The Exponential e^x	236
6.3	Growth and Decay in Science and Economics	242
6.4	Logarithms	252
6.5	Separable Equations Including the Logistic Equation	259
6.6	Powers Instead of Exponentials	267
6.7	Hyperbolic Functions	277
CHAPTER 7	Techniques of Integration	
7.1	Integration by Parts	283
7.2	Trigonometric Integrals	288
7.3	Trigonometric Substitutions	294
7.4	Partial Fractions	300
7.5	Improper Integrals	305
CHAPTER 8	Applications of the Integral	
8.1	Areas and Volumes by Slices	311
8.2	Length of a Plane Curve	320
8.3	Area of a Surface of Revolution	325
8.4	Probability and Calculus	328
8.5	Masses and Moments	336
8.6	Force, Work, and Energy	342

Applications of the Integral

We are experts in one application of the integral—to find the area under a curve. The curve is the graph of $y = v(x)$, extending from $x = a$ at the left to $x = b$ at the right. The area between the curve and the x axis is the definite integral.

I think of that integral in the following way. The region is made up of *thin strips*. Their width is dx and their height is $v(x)$. The area of a strip is $v(x)$ times dx . The area of all the strips is $\int_a^b v(x) dx$. Strictly speaking, the area of one strip is meaningless—genuine rectangles have width Δx . My point is that the picture of thin strips gives the correct approach.

We know what function to integrate (from the picture). We also know how (from this course or a calculator). The new applications to volume and length and surface area cut up the region in new ways. Again the small pieces tell the story. In this chapter, *what* to integrate is more important than *how*.

8.1 Areas and Volumes by Slices

This section starts with areas between curves. Then it moves to *volumes*, where the strips become *slices*. We are weighing a loaf of bread by adding the weights of the slices. The discussion is dominated by examples and figures—the theory is minimal. The real problem is to set up the right integral. At the end we look at a different way of cutting up volumes, into thin shells. *All formulas are collected into a final table.*

Figure 8.1 shows *the area between two curves*. The upper curve is the graph of $y = v(x)$. The lower curve is the graph of $y = w(x)$. The strip height is $v(x) - w(x)$, from one curve down to the other. The width is dx (speaking informally again). The total area is the integral of “top minus bottom”:

$$\text{area between two curves} = \int_a^b [v(x) - w(x)] dx. \quad (1)$$

EXAMPLE 1 The upper curve is $y = 6x$ (straight line). The lower curve is $y = 3x^2$ (parabola). The area lies between the points where those curves intersect.

To find the intersection points, solve $v(x) = w(x)$ or $6x = 3x^2$.

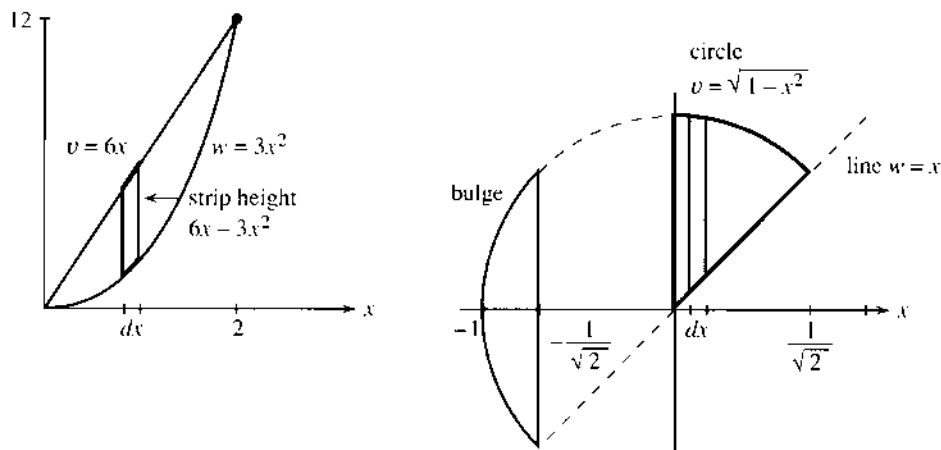


Fig. 8.1 Area between curves = integral of $v - w$. Area in Example 2 starts with $x \geq 0$.

One crossing is at $x = 0$, the other is at $x = 2$. The area is an integral from 0 to 2:

$$\text{area} = \int_0^2 (v - w) dx = \int_0^2 (6x - 3x^2) dx = \left[3x^2 - x^3 \right]_0^2 = 4.$$

EXAMPLE 2 Find the area between the circle $v = \sqrt{1 - x^2}$ and the 45° line $w = x$.

First question: Which area and what limits? Start with the pie-shaped wedge in Figure 8.1b. The area begins at the y axis and ends where the circle meets the line. At the intersection point we have $v(x) = w(x)$:

$$\text{from } \sqrt{1 - x^2} = x \text{ squaring gives } 1 - x^2 = x^2 \text{ and then } 2x^2 = 1.$$

Thus $x^2 = \frac{1}{2}$. The endpoint is at $x = 1/\sqrt{2}$. Now integrate the strip height $v - w$:

$$\begin{aligned} \int_0^{1/\sqrt{2}} (\sqrt{1 - x^2} - x) dx &= \left[\frac{1}{2} \sin^{-1} x + \frac{1}{2} x \sqrt{1 - x^2} - \frac{1}{2} x^2 \right]_0^{1/\sqrt{2}} \\ &= \frac{1}{2} \sin^{-1} \left(\frac{1}{\sqrt{2}} \right) + \frac{1}{4} - \frac{1}{4} = \frac{1}{2} \left(\frac{\pi}{4} \right). \end{aligned}$$

The area is $\pi/8$ (one eighth of the circle). To integrate $\sqrt{1 - x^2} dx$ we apply the techniques of Chapter 7: Set $x = \sin \theta$, convert to $\int \cos^2 \theta d\theta = \frac{1}{2}(\theta + \sin \theta \cos \theta)$, convert back using $\theta = \sin^{-1} x$. It is harder than expected, for a familiar shape.

Remark Suppose the problem is to find the *whole area* between the circle and the line. The figure shows $v = w$ at two points, which are $x = 1/\sqrt{2}$ (already used) and also $x = -1/\sqrt{2}$. Instead of starting at $x = 0$, which gave $\frac{1}{8}$ of a circle, we now include the area to the left.

Main point: *Integrating from $x = -1/\sqrt{2}$ to $x = 1/\sqrt{2}$ will give the wrong answer.* It misses the part of the circle that bulges out over itself, at the far left. In that part, the strips have height $2v$ instead of $v - w$. The figure is essential, to get the correct area of this half-circle.

HORIZONTAL STRIPS INSTEAD OF VERTICAL STRIPS

There is more than one way to slice a region. *Vertical slices give x integrals. Horizontal slices give y integrals.* We have a free choice, and sometimes the y integral is better.

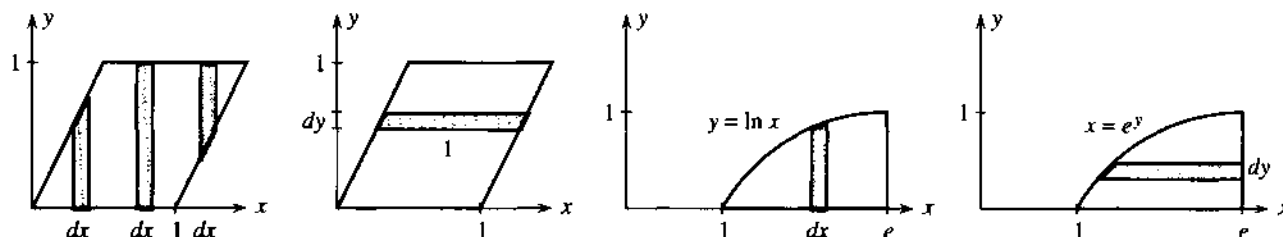


Fig. 8.2 Vertical slices (x integrals) vs. horizontal slices (y integrals).

Figure 8.2 shows a unit parallelogram, with base 1 and height 1. To find its area from vertical slices, three separate integrals are necessary. You should see why! With horizontal slices of length 1 and thickness dy , the area is just $\int_0^1 dy = 1$.

EXAMPLE 3 Find the area under $y = \ln x$ (or beyond $x = e^y$) out to $x = e$.

The x integral from vertical slices is in Figure 8.2c. The y integral is in 8.2d. The area is a choice between two equal integrals (I personally would choose y):

$$\int_{x=1}^e \ln x \, dx = \left[x \ln x - x \right]_1^e = 1 \quad \text{or} \quad \int_{y=0}^1 (e - e^y) \, dy = \left[ey - e^y \right]_0^1 = 1.$$

VOLUMES BY SLICES

For the first time in this book, we now look at *volumes*. *The regions are three-dimensional solids*. There are three coordinates x, y, z —and many ways to cut up a solid.

Figure 8.3 shows one basic way—using *slices*. The slices have thickness dx , like strips in the plane. Instead of the height y of a strip, we now have *the area A of a cross-section*. This area is different for different slices: A depends on x . The volume of the slice is its area times its thickness: $dV = A(x) \, dx$. *The volume of the whole solid is the integral:*

$$\text{volume} = \text{integral of area times thickness} = \int A(x) \, dx. \quad (2)$$

Note An actual slice does not have the same area on both sides! Its thickness is Δx (not dx). Its volume is approximately $A(x) \Delta x$ (but not exactly). In the limit, the thickness approaches zero and the sum of volumes approaches the integral.

For a cylinder all slices are the same. Figure 8.3b shows a cylinder—not circular. The area is a fixed number A , so integration is trivial. *The volume is A times h* . The

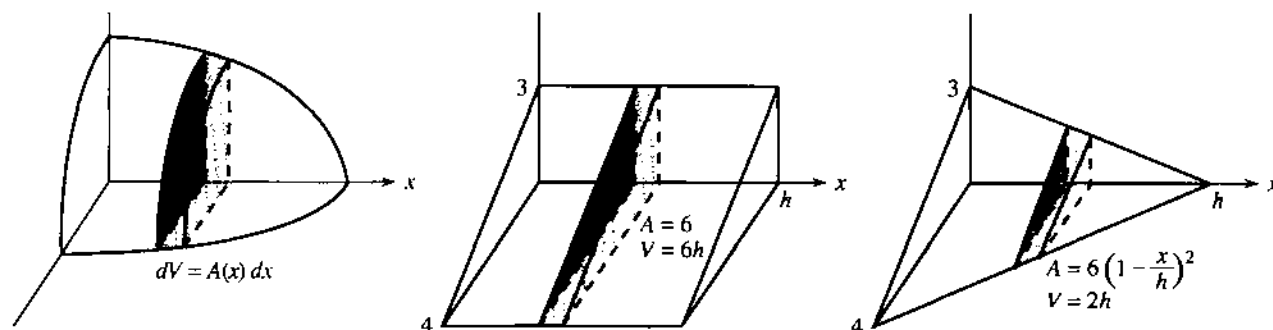


Fig. 8.3 Cross-sections have area $A(x)$. Volumes are $\int A(x) \, dx$.

letter h , which stands for *height*, reminds us that the cylinder often stands on its end. Then the slices are horizontal and the y integral or z integral goes from 0 to h .

When the cross-section is a circle, the cylinder has volume $\pi r^2 h$.

EXAMPLE 4 The *triangular wedge* in Figure 8.3b has constant cross-sections with area $A = \frac{1}{2}(3)(4) = 6$. The volume is $6h$.

EXAMPLE 5 For the *triangular pyramid* in Figure 8.3c, the area $A(x)$ drops from 6 to 0. It is a general rule for pyramids or cones that their volume has an extra factor $\frac{1}{3}$ (compared to cylinders). The volume is now $2h$ instead of $6h$. For a cone with base area πr^2 , the volume is $\frac{1}{3}\pi r^2 h$. *Tapering the area to zero leaves only $\frac{1}{3}$ of the volume.*

Why the $\frac{1}{3}$? Triangles sliced from the pyramid have shorter sides. Starting from 3 and 4, the side lengths $3(1 - x/h)$ and $4(1 - x/h)$ drop to zero at $x = h$. The area is $A = 6(1 - x/h)^2$. Notice: The side lengths go down linearly, the area drops quadratically. The factor $\frac{1}{3}$ really comes from integrating x^2 to get $\frac{1}{3}x^3$:

$$\int_0^h A(x) dx = \int_0^h 6 \left(1 - \frac{x}{h}\right)^2 dx = -2h \left(1 - \frac{x}{h}\right)^3 \Big|_0^h = 2h.$$

EXAMPLE 6 A half-sphere of radius R has known volume $\frac{1}{2}(\frac{4}{3}\pi R^3)$. Its cross-sections are *semicircles*. The key relation is $x^2 + r^2 = R^2$, for the right triangle in Figure 8.4a. The area of the semicircle is $A = \frac{1}{2}\pi r^2 = \frac{1}{2}\pi(R^2 - x^2)$. So we integrate $A(x)$:

$$\text{volume} = \int_{-R}^R A(x) dx = \frac{1}{2}\pi(R^2 x - \frac{1}{3}x^3) \Big|_{-R}^R = \frac{2}{3}\pi R^3.$$

EXAMPLE 7 Find the volume of the same half-sphere using horizontal slices (Figure 8.4b). The sphere still has radius R . The new right triangle gives $y^2 + r^2 = R^2$. Since we have full circles the area is $\pi r^2 = \pi(R^2 - y^2)$. Notice that this is $A(y)$ not $A(x)$. But the y integral starts at zero:

$$\text{volume} = \int_0^R A(y) dy = \pi(R^2 y - \frac{1}{3}y^3) \Big|_0^R = \frac{2}{3}\pi R^3 \text{ (as before).}$$

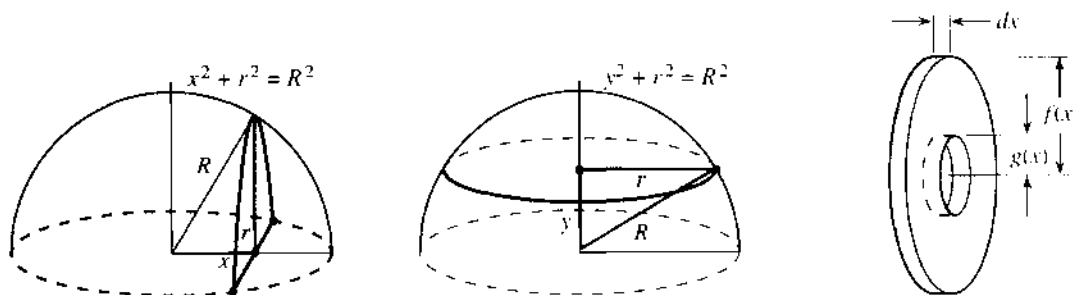


Fig. 8.4 A half-sphere sliced vertically or horizontally. Washer area $\pi f^2 - \pi g^2$.

SOLIDS OF REVOLUTION

Cones and spheres and circular cylinders are “solids of revolution.” Rotating a horizontal line around the x axis gives a cylinder. Rotating a sloping line gives a cone. Rotating a semicircle gives a sphere. If a circle is moved away from the axis, rotation produces a torus (a doughnut). The rotation of any curve $y = f(x)$ produces a *solid of revolution*.

The volume of that solid is made easier because *every cross-section is a circle*. All slices are pancakes (or pizzas). Rotating the curve $y=f(x)$ around the x axis gives disks of radius y , so the area is $A = \pi y^2 = \pi[f(x)]^2$. We add the slices:

$$\text{volume of solid of revolution} = \int_a^b \pi y^2 dx = \int_a^b \pi [f(x)]^2 dx.$$

EXAMPLE 8 Rotating $y = \sqrt{x}$ with $A = \pi(\sqrt{x})^2$ produces a “headlight” (Figure 8.5a):

$$\text{volume of headlight} = \int_0^2 A dx = \int_0^2 \pi x dx = \frac{1}{2}\pi x^2 \Big|_0^2 = 2\pi.$$

If the same curve is rotated around the y axis, it makes a champagne glass. *The slices are horizontal*. The area of a slice is πx^2 not πy^2 . When $y = \sqrt{x}$ this area is πy^4 . Integrating from $y = 0$ to $\sqrt{2}$ gives the champagne volume $\pi(\sqrt{2})^5/5$.

$$\text{revolution around the } y \text{ axis: volume} = \int \pi x^2 dy.$$

EXAMPLE 9 The headlight has a hole down the center (Figure 8.5b). Volume = ?

The hole has radius 1. *All of the \sqrt{x} solid is removed, up to the point where \sqrt{x} reaches 1*. After that, from $x = 1$ to $x = 2$, each cross-section is a disk with a hole. The disk has radius $f = \sqrt{x}$ and the hole has radius $g = 1$. *The slice is a flat ring or a “washer.”* Its area is the full disk minus the area of the hole:

$$\text{area of washer} = \pi f^2 - \pi g^2 = \pi(\sqrt{x})^2 - \pi(1)^2 = \pi x - \pi.$$

This is the area $A(x)$ in the *method of washers*. Its integral is the volume:

$$\int_1^2 A dx = \int_1^2 (\pi x - \pi) dx = \left[\frac{1}{2}\pi x^2 - \pi x \right]_1^2 = \frac{1}{2}\pi.$$

Please notice: *The washer area is not $\pi(f-g)^2$. It is $A = \pi f^2 - \pi g^2$.*

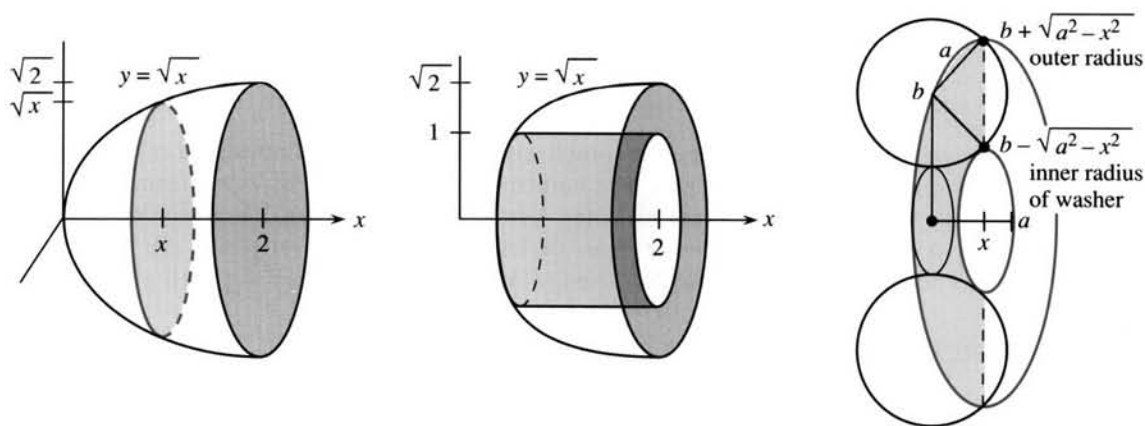


Fig. 8.5 $y = \sqrt{x}$ revolved; $y = 1$ revolved inside it; circle revolved to give torus.

EXAMPLE 10 (Doughnut sliced into washers) Rotate a circle of radius a around the x axis. The center of the circle stays out at a distance $b > a$. Show that the volume of the doughnut (or torus) is $2\pi^2 a^2 b$.

The outside half of the circle rotates to give the outside of the doughnut. The inside half gives the hole. The biggest slice (through the center plane) has outer radius $b + a$ and inner radius $b - a$.

Shifting over by x , the outer radius is $f = b + \sqrt{a^2 - x^2}$ and the inner radius is $g = b - \sqrt{a^2 - x^2}$. Figure 8.5c shows a slice (a washer) with area $\pi f^2 - \pi g^2$.

$$\text{area } A = \pi(b + \sqrt{a^2 - x^2})^2 - \pi(b - \sqrt{a^2 - x^2})^2 = 4\pi b\sqrt{a^2 - x^2}.$$

Now integrate over the washers to find the volume of the doughnut:

$$\int_{-a}^a A(x) dx = 4\pi b \int_{-a}^a \sqrt{a^2 - x^2} dx = (4\pi b)\left(\frac{1}{2}\pi a^2\right) = 2\pi^2 a^2 b.$$

That integral $\frac{1}{2}\pi a^2$ is the area of a semicircle. When we set $x = a \sin \theta$ the area is $\int a^2 \cos^2 \theta d\theta$. Not for the last time do we meet $\cos^2 \theta$.

The hardest part is visualizing the washers, because a doughnut usually breaks the other way. A better description is a *hagel*, sliced the long way to be buttered.

VOLUMES BY CYLINDRICAL SHELLS

Finally we look at a different way of cutting up a solid of revolution. So far it was cut into slices. The slices were perpendicular to the axis of revolution. Now the cuts are *parallel* to the axis, and each piece is a *thin cylindrical shell*. The new formula gives the same volume, but the integral to be computed might be easier.

Figure 8.6a shows a solid cone. A shell is inside it. The inner radius is x and the outer radius is $x + dx$. *The shell is an outer cylinder minus an inner cylinder:*

$$\text{shell volume } \pi(x + dx)^2 h - \pi x^2 h = \pi x^2 h + 2\pi x(dx)h + \pi(dx)^2 h - \pi x^2 h. \quad (3)$$

The term that matters is $2\pi x(dx)h$. *The shell volume is essentially* $2\pi x$ (the distance around) *times* dx (the thickness) *times* h (the height). The volume of the solid comes from putting together the thin shells:

$$\text{solid volume} = \text{integral of shell volumes} = \int 2\pi x h dx. \quad (4)$$

This is the central formula of the shell method. The rest is examples.

Remark on this volume formula It is completely typical of integration that $(dx)^2$ and $(\Delta x)^2$ disappear. The reason is this. The number of shells grows like $1/\Delta x$. Terms of order $(\Delta x)^2$ add up to a volume of order Δx (approaching zero). *The linear term involving Δx or dx is the one to get right.* Its limit gives the integral $\int 2\pi x h dx$. The key is to build the solid out of shells—and to find the area or volume of each piece.

EXAMPLE 11 Find the volume of a cone (base area πr^2 , height b) cut into shells.

A tall shell at the center has h near b . A short shell at the outside has h near zero. In between the shell height h decreases linearly, reaching zero at $x = r$. The height in Figure 8.6a is $h = b - bx/r$. Integrating over all shells gives the volume of the cone (with the expected $\frac{1}{3}$):

$$\int_0^r 2\pi x \left(b - b \frac{x}{r} \right) dx = \left[\pi x^2 b - \frac{2\pi x^3 b}{3r} \right]_0^r = \frac{1}{3} \pi r^2 b.$$

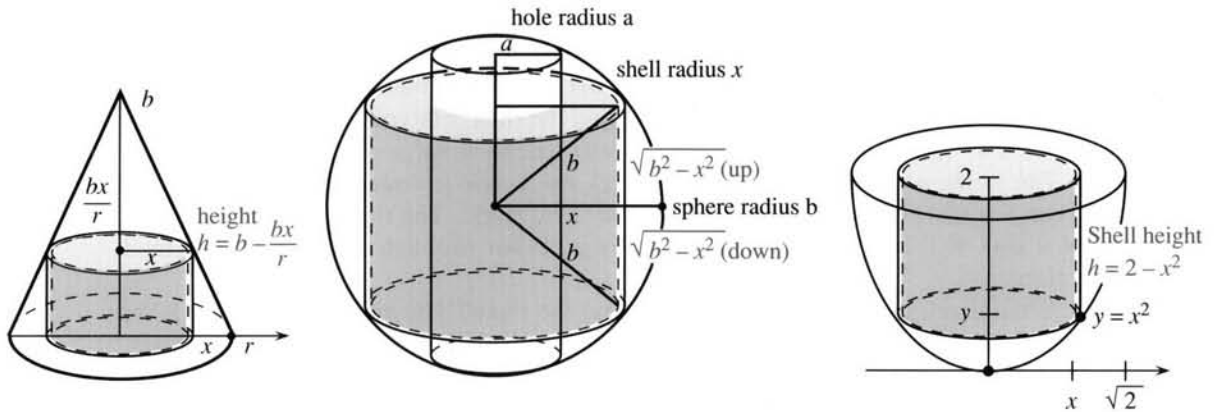


Fig. 8.6 Shells of volume $2\pi xh dx$ inside cone, sphere with hole, and paraboloid.

EXAMPLE 12 Bore a hole of radius a through a sphere of radius $b > a$.

The hole removes all points out to $x = a$, where the shells begin. The height of the shell is $h = 2\sqrt{b^2 - x^2}$. (The key is the right triangle in Figure 8.6b. The height upward is $\sqrt{b^2 - x^2}$ —this is half the height of the shell.) Therefore the sphere-with-hole has

$$\text{volume} = \int_a^b 2\pi xh dx = \int_a^b 4\pi x\sqrt{b^2 - x^2} dx.$$

With $u = b^2 - x^2$ we almost see du . Multiplying $du = -2x dx$ is an extra factor -2π :

$$\text{volume} = -2\pi \int \sqrt{u} du = -2\pi \left(\frac{2}{3}u^{3/2}\right).$$

We can find limits on u , or we can put back $u = b^2 - x^2$:

$$\text{volume} = -\frac{4\pi}{3} (b^2 - x^2)^{3/2} \Big|_a^b = \frac{4\pi}{3} (b^2 - a^2)^{3/2}.$$

If $a = b$ (the hole is as big as the sphere) this volume is zero. If $a = 0$ (no hole) we have $4\pi b^3/3$ for the complete sphere.

Question What if the sphere-with-hole is cut into slices instead of shells?

Answer Horizontal slices are washers (Problem 66). Vertical slices are not good.

EXAMPLE 13 Rotate the parabola $y = x^2$ around the y axis to form a bowl.

We go out to $x = \sqrt{2}$ (and up to $y = 2$). The shells in Figure 8.6c have height $h = 2 - x^2$. The bowl (or paraboloid) is the same as the headlight in Example 8, but we have shells not slices:

$$\int_0^{\sqrt{2}} 2\pi x(2 - x^2) dx = 2\pi x^2 - \frac{2\pi x^4}{4} \Big|_0^{\sqrt{2}} = 2\pi.$$

TABLE
OF
AREAS
AND
VOLUMES

area between curves: $A = \int (v(x) - w(x)) dx$

solid volume cut into slices: $V = \int A(x) dx$ or $\int A(y) dy$

solid of revolution: cross-section $A = \pi y^2$ or πx^2

solid with hole: washer area $A = \pi f^2 - \pi g^2$

solid of revolution cut into shells: $V = \int 2\pi xh dx$.

Which to use, slices or shells? Start with a vertical line going up to $y = \cos x$. Rotating the line around the x axis produces a *slice* (a circular disk). The radius is $\cos x$. Rotating the line around the y axis produces a *shell* (the outside of a cylinder). The height is $\cos x$. See Figure 8.7 for the slice and the shell. For volumes we just integrate $\pi \cos^2 x \, dx$ (the slice volume) or $2\pi x \cos x \, dx$ (the shell volume).

This is the normal choice—slices through the x axis and shells around the y axis. Then $y = f(x)$ gives the disk radius and the shell height. The slice is a washer instead of a disk if there is also an inner radius $g(x)$. No problem—just integrate small volumes.

What if you use slices for rotation around the y axis? The disks are in Figure 8.7b, and *their radius is x* . This is $x = \cos^{-1} y$ in the example. It is $x = f^{-1}(y)$ in general. You have to solve $y = f(x)$ to find x in terms of y . Similarly for shells around the x axis: *The length of the shell is $x = f^{-1}(y)$* . Integrating may be difficult or impossible.

When $y = \cos x$ is rotated around the x axis, here are the choices for volume:

$$(\text{good by slices}) \int \pi \cos^2 x \, dx \quad (\text{bad by shells}) \int 2\pi y \cos^{-1} y \, dy.$$

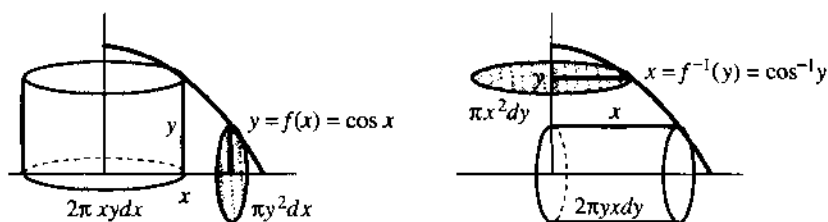


Fig. 8.7 Slices through x axis and shells around y axis (good). The opposite way needs $f^{-1}(y)$.

8.1 EXERCISES

Read-through questions

The area between $y = x^3$ and $y = x^4$ equals the integral of a. If the region ends where the curves intersect, we find the limits on x by solving b. Then the area equals c. When the area between $y = \sqrt{x}$ and the y axis is sliced horizontally, the integral to compute is d.

In three dimensions the volume of a slice is its thickness dx times its e. If the cross-sections are squares of side $1 - x$, the volume comes from \int f. From $x = 0$ to $x = 1$, this gives the volume g of a square h. If the cross-sections are circles of radius $1 - x$, the volume comes from \int i. This gives the volume j of a circular k.

For a solid of revolution, the cross-sections are l. Rotating the graph of $y = f(x)$ around the x axis gives a solid volume \int m. Rotating around the y axis leads to \int n. Rotating the area between $y = f(x)$ and $y = g(x)$ around the x axis, the slices look like o. Their areas are p so the volume is \int q.

Another method is to cut the solid into thin cylindrical r. Revolving the area under $y = f(x)$ around the y axis, a shell has height s and thickness dx and volume t. The total volume is \int u.

Find where the curves in 1–12 intersect, draw rough graphs, and compute the area between them.

1 $y = x^2 - 3$ and $y = 1$ 2 $y = x^2 - 2$ and $y = 0$

3 $y^2 = x$ and $x = 9$ 4 $y^2 = x$ and $x = y + 2$

5 $y = x^4 - 2x^2$ and $y = 2x^2$ 6 $x = y^3$ and $y = x^4$

7 $y = x^2$ and $y = -x^2 + 18x$

8 $y = 1/x$ and $y = 1/x^2$ and $x = 3$

9 $y = \cos x$ and $y = \cos^2 x$

10 $y = \sin \pi x$ and $y = 2x$ and $x = 0$

11 $y = e^x$ and $y = e^{2x-1}$ and $x = 0$

12 $y = e$ and $y = e^x$ and $y = e^{-x}$

13 Find the area inside the three lines $y = 4 - x$, $y = 3x$, and $y = x$.

14 Find the area bounded by $y = 12 - x$, $y = \sqrt{x}$, and $y = 1$.

15 Does the parabola $y = 1 - x^2$ out to $x = 1$ sit inside or outside the unit circle $x^2 + y^2 = 1$? Find the area of the “skin” between them.

16 Find the area of the largest triangle with base on the x axis that fits (a) inside the unit circle (b) inside that parabola.

17 Rotate the ellipse $x^2/a^2 + y^2/b^2 = 1$ around the x axis to find the volume of a football. What is the volume around the y axis? If $a = 2$ and $b = 1$, locate a point (x, y, z) that is in one football but not the other.

18 What is the volume of the loaf of bread which comes from rotating $y = \sin x$ ($0 \leq x \leq \pi$) around the x axis?

19 What is the volume of the flying saucer that comes from rotating $y = \sin x$ ($0 \leq x \leq \pi$) around the y axis?

20 What is the volume of the galaxy that comes from rotating $y = \sin x$ ($0 \leq x \leq \pi$) around the x axis and then rotating the whole thing around the y axis?

Draw the region bounded by the curves in 21–28. Find the volume when the region is rotated (a) around the x axis (b) around the y axis.

21 $x + y = 8, x = 0, y = 0$

22 $y - e^x = 1, x = 1, y = 0, x = 0$

23 $y = x^4, y = 1, x = 0$

24 $y = \sin x, y = \cos x, x = 0$

25 $xy = 1, x = 2, y = 3$

26 $x^2 - y^2 = 9, x + y = 9$ (rotate the region where $y \geq 0$)

27 $x^2 = y^3, x^3 = y^2$

28 $(x - 2)^2 + (y - 1)^2 = 1$

In 29–34 find the volume and draw a typical slice.

29 A cap of height h is cut off the top of a sphere of radius R . Slice the sphere horizontally starting at $y = R - h$.

30 A pyramid P has height 6 and square base of side 2. Its volume is $\frac{1}{3}(6)(2)^2 = 8$.

(a) Find the volume up to height 3 by horizontal slices. What is the length of a side at height y ?

(b) Recompute by removing a smaller pyramid from P .

31 The base is a disk of radius a . Slices perpendicular to the base are squares.

32 The base is the region under the parabola $y = 1 - x^2$. Slices perpendicular to the x axis are squares.

33 The base is the region under the parabola $y = 1 - x^2$. Slices perpendicular to the y axis are squares.

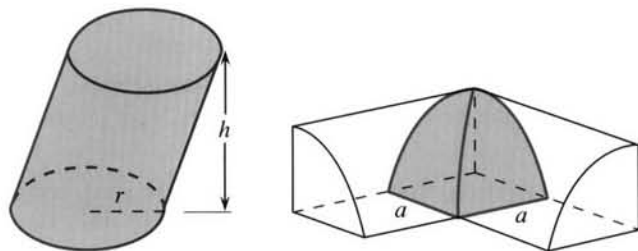
34 The base is the triangle with corners $(0, 0), (1, 0), (0, 1)$. Slices perpendicular to the x axis are semicircles.

35 Cavalieri's principle for areas: If two regions have strips of equal length, then the regions have the same area. Draw a parallelogram and a curved region, both with the same strips as the unit square. Why are the areas equal?

36 Cavalieri's principle for volumes: If two solids have slices of equal area, the solids have the same volume. Find the volume of the tilted cylinder in the figure.

37 Draw another region with the same slice areas as the tilted cylinder. When all areas $A(x)$ are the same, the volumes \int _____ are the same.

38 Find the volume common to two circular cylinders of radius a . One eighth of the region is shown (axes are perpendicular and horizontal slices are squares).



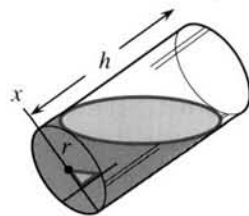
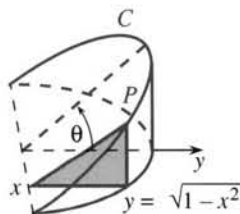
39 A wedge is cut out of a cylindrical tree (see figure). One cut is along the ground to the x axis. The second cut is at angle θ , also stopping at the x axis.

(a) The curve C is part of a (circle) (ellipse) (parabola).

(b) The height of point P in terms of x is _____.

(c) The area $A(x)$ of the triangular slice is _____.

(d) The volume of the wedge is _____.



40 The same wedge is sliced perpendicular to the y axis.

(a) The slices are now (triangles) (rectangles) (curved).

(b) The slice area is _____ (slice height $y \tan \theta$).

(c) The volume of the wedge is the integral _____.

(d) Change the radius from 1 to r . The volume is multiplied by _____.

41 A cylinder of radius r and height h is half full of water. Tilt it so the water just covers the base.

(a) Find the volume of water by common sense.

(b) Slices perpendicular to the x axis are (rectangles) (trapezoids) (curved). I had to tilt an actual glass.

*42 Find the area of a slice in Problem 41. (The tilt angle has $\tan \theta = 2h/r$.) Integrate to find the volume of water.

The slices in 43–46 are washers. Find the slice area and volume.

43 The rectangle with sides $x = 1$, $x = 3$, $y = 2$, $y = 5$ is rotated around the x axis.

44 The same rectangle is rotated around the y axis.

45 The same rectangle is rotated around the line $y = 1$.

46 Draw the triangle with corners $(1, 0)$, $(1, 1)$, $(0, 1)$. After rotation around the x axis, describe the solid and find its volume.

47 Bore a hole of radius a down the axis of a cone and through the base of radius b . If it is a 45° cone (height also b), what volume is left? Check $a = 0$ and $a = b$.

48 Find the volume common to two spheres of radius r if their centers are $2(r - h)$ apart. Use Problem 29 on spherical caps.

49 (Shells vs. disks) Rotate $y = 3 - x$ around the x axis from $x = 0$ to $x = 2$. Write down the volume integral by disks and then by shells.

50 (Shells vs. disks) Rotate $y = x^3$ around the y axis from $y = 0$ to $y = 8$. Write down the volume integral by shells and disks and compute both ways.

51 Yogurt comes in a solid of revolution. Rotate the line $y = mx$ around the y axis to find the volume between $y = a$ and $y = b$.

52 Suppose $y = f(x)$ decreases from $f(0) = b$ to $f(1) = 0$. The curve is rotated around the y axis. Compare shells to disks:

$$\int_0^1 2\pi x f(x) dx = \int_0^b \pi (f^{-1}(y))^2 dy.$$

Substitute $y = f(x)$ in the second. Also substitute $dy = f'(x) dx$. Integrate by parts to reach the first.

53 If a roll of paper with inner radius 2 cm and outer radius 10 cm has about 10 thicknesses per centimeter, approximately how long is the paper when unrolled?

54 Find the approximate volume of your brain. OK to include everything above your eyes (skull too).

Use shells to find the volumes in 55–63. The rotated regions lie between the curve and x axis.

55 $y = 1 - x^2$, $0 \leq x \leq 1$ (around the y axis)

56 $y = 1/x$, $1 \leq x \leq 100$ (around the y axis)

57 $y = \sqrt{1 - x^2}$, $0 \leq x \leq 1$ (around either axis)

58 $y = 1/(1 + x^2)$, $0 \leq x \leq 3$ (around the y axis)

59 $y = \sin(x^2)$, $0 \leq x \leq \sqrt{\pi}$ (around the y axis)

60 $y = 1/\sqrt{1 - x^2}$, $0 \leq x \leq 1$ (around the y axis)

61 $y = x^2$, $0 \leq x \leq 2$ (around the x axis)

62 $y = e^x$, $0 \leq x \leq 1$ (around the x axis)

63 $y = \ln x$, $1 \leq x \leq e$ (around the x axis)

64 The region between $y = x^2$ and $y = x$ is revolved around the y axis. (a) Find the volume by cutting into shells. (b) Find the volume by slicing into washers.

65 The region between $y = f(x)$ and $y = 1 + f(x)$ is rotated around the y axis. The shells have height _____. The volume out to $x = a$ is _____. It equals the volume of a _____ because the shells are the same.

66 A horizontal slice of the sphere-with-hole in Figure 8.6b is a washer. Its area is $\pi x^2 - \pi a^2 = \pi(b^2 - y^2 - a^2)$.

(a) Find the upper limit on y (the top of the hole).

(b) Integrate the area to verify the volume in Example 12.

67 If the hole in the sphere has length 2, show that the volume is $4\pi/3$ regardless of the radii a and b .

*68 An upright cylinder of radius r is sliced by two parallel planes at angle α . One is a height h above the other.

(a) Draw a picture to show that the volume between the planes is $\pi r^2 h$.

(b) Tilt the picture by α , so the base and top are flat. What is the shape of the base? What is its area A ? What is the height H of the tilted cylinder?

69 True or false, with a reason.

(a) A cube can only be sliced into squares.

(b) A cube cannot be cut into cylindrical shells.

(c) The washer with radii r and R has area $\pi(R - r)^2$.

(d) The plane $w = \frac{1}{2}$ slices a 3-dimensional sphere out of a 4-dimensional sphere $x^2 + y^2 + z^2 + w^2 = 1$.

8.2 Length of a Plane Curve

The graph of $y = x^{3/2}$ is a curve in the x - y plane. *How long is that curve?* A definite integral needs endpoints, and we specify $x = 0$ and $x = 4$. The first problem is to know what “length function” to integrate.

The distance along a curve is the *arc length*. To set up an integral, we break the

problem into small pieces. Roughly speaking, *small pieces of a smooth curve are nearly straight*. We know the exact length Δs of a straight piece, and Figure 8.8 shows how it comes close to a curved piece.

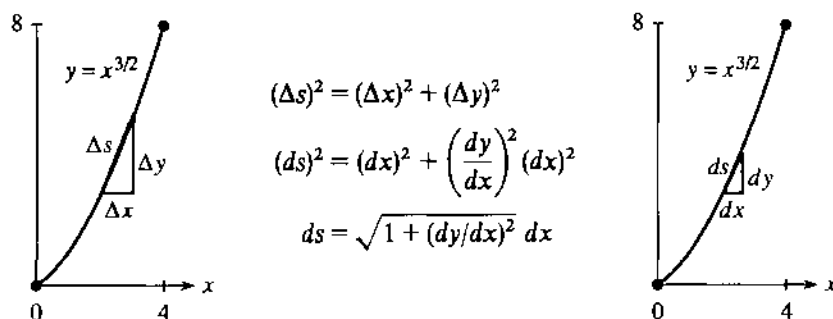


Fig. 8.8 Length Δs of short straight segment. Length ds of very short curved segment.

Here is the unofficial reasoning that gives the length of the curve. A straight piece has $(\Delta s)^2 = (\Delta x)^2 + (\Delta y)^2$. Within that right triangle, the height Δy is the slope $(\Delta y/\Delta x)$ times Δx . This secant slope is close to the slope of the curve. Thus Δy is approximately $(dy/dx) \Delta x$.

$$\Delta s \approx \sqrt{(\Delta x)^2 + (dy/dx)^2 (\Delta x)^2} = \sqrt{1 + (dy/dx)^2} \Delta x. \quad (1)$$

Now add these pieces and make them smaller. The infinitesimal triangle has $(ds)^2 = (dx)^2 + (dy)^2$. Think of ds as $\sqrt{1 + (dy/dx)^2} dx$ and integrate:

$$\text{length of curve} = \int ds = \int \sqrt{1 + (dy/dx)^2} dx. \quad (2)$$

EXAMPLE 1 Keep $y = x^{3/2}$ and $dy/dx = \frac{3}{2}x^{1/2}$. Watch out for $\frac{3}{2}$ and $\frac{9}{4}$:

$$\text{length} = \int_0^4 \sqrt{1 + \frac{9}{4}x} dx = \left(\frac{2}{3} \right) \left(\frac{4}{3} \right) \left(1 + \frac{9}{4}x \right)^{3/2} \Big|_0^4 = \frac{8}{27} (10^{3/2} - 1^{3/2}). \quad (3)$$

This answer is just above 9. A straight line from $(0, 0)$ to $(4, 8)$ has exact length $\sqrt{80}$. Note $4^2 + 8^2 = 80$. Since $\sqrt{80}$ is just below 9, the curve is surprisingly straight.

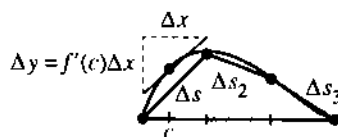
You may not approve of those numbers (or the reasoning behind them). We can fix the reasoning, but nothing can be done about the numbers. This example $y = x^{3/2}$ had to be chosen carefully to make the integration possible at all. The length integral is difficult because of the square root. In most cases we integrate numerically.

EXAMPLE 2 The straight line $y = 2x$ from $x = 0$ to $x = 4$ has $dy/dx = 2$:

$$\text{length} = \int_0^4 \sqrt{1 + 4} dx = 4\sqrt{5} = \sqrt{80} \text{ as before} \quad (\text{just checking}).$$

We return briefly to the reasoning. The curve is the graph of $y = f(x)$. Each piece contains at least one point where secant slope equals tangent slope: $\Delta y/\Delta x = f'(c)$. The Mean Value Theorem applies when the slope is continuous—this is required for a smooth curve. The straight length Δs is exactly $\sqrt{(\Delta x)^2 + (f'(c) \Delta x)^2}$. Adding

the n pieces gives the length of the broken line (close to the curve):



$$\sum_1^n \Delta s_i = \sum_1^n \sqrt{1 + [f'(c_i)]^2} \Delta x_i.$$

As $n \rightarrow \infty$ and $\Delta x_{\max} \rightarrow 0$ this approaches the integral that gives arc length.

8A The length of the curve $y = f(x)$ from $x = a$ to $x = b$ is

$$s = \int ds = \int_a^b \sqrt{1 + [f'(x)]^2} dx = \int_a^b \sqrt{1 + (dy/dx)^2} dx. \quad (4)$$

EXAMPLE 3 Find the length of the first quarter of the circle $y = \sqrt{1 - x^2}$.

Here $dy/dx = -x/\sqrt{1 - x^2}$. From Figure 8.9a, the integral goes from $x = 0$ to $x = 1$:

$$\text{length} = \int_0^1 \sqrt{1 + (dy/dx)^2} dx = \int_0^1 \sqrt{1 + \frac{x^2}{1 - x^2}} dx = \int_0^1 \frac{dx}{\sqrt{1 - x^2}}.$$

The antiderivative is $\sin^{-1} x$. It equals $\pi/2$ at $x = 1$. This length $\pi/2$ is a quarter of the full circumference 2π .

EXAMPLE 4 Compute the distance around a quarter of the ellipse $y^2 + 2x^2 = 2$.

The equation is $y = \sqrt{2 - 2x^2}$ and the slope is $dy/dx = -2x/\sqrt{2 - 2x^2}$. So $\int ds$ is

$$\int_0^1 \sqrt{1 + \frac{4x^2}{2 - 2x^2}} dx = \int_0^1 \sqrt{\frac{2 + 2x^2}{2 - 2x^2}} dx = \int_0^1 \sqrt{\frac{1 + x^2}{1 - x^2}} dx. \quad (5)$$

That integral can't be done in closed form. *The length of an ellipse can only be computed numerically.* The denominator is zero at $x = 1$, so a blind application of the trapezoidal rule or Simpson's rule would give length = ∞ . The midpoint rule gives length = 1.91 with thousands of intervals.

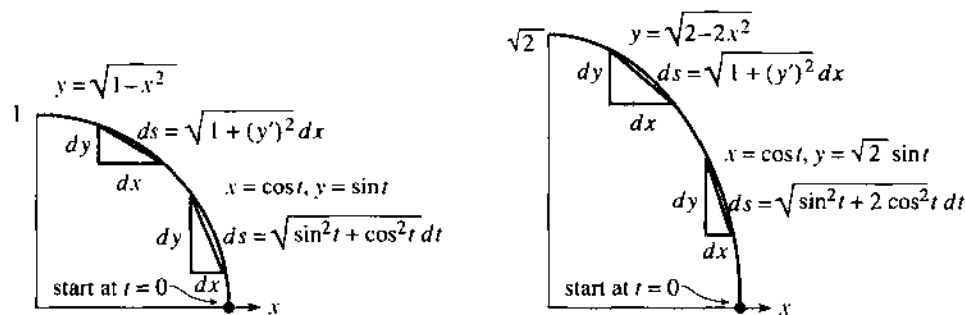


Fig. 8.9 Circle and ellipse, directly by $y = f(x)$ or parametrically by $x(t)$ and $y(t)$.

LENGTH OF A CURVE FROM PARAMETRIC EQUATIONS: $x(t)$ AND $y(t)$

We have met the unit circle in two forms. One is $x^2 + y^2 = 1$. The other is $x = \cos t$, $y = \sin t$. Since $\cos^2 t + \sin^2 t = 1$, this point goes around the correct circle. One advantage of the "parameter" t is to give extra information—it tells *where* the point is and

also *when*. In Chapter 1, the parameter was the time and also the angle—because we moved around the circle with speed 1.

Using t is a natural way to give the position of a particle or a spacecraft. We can recover the velocity if we know x and y at every time t . An equation $y = f(x)$ tells the shape of the path, not the speed along it.

Chapter 12 deals with parametric equations for curves. Here we concentrate on the *path length*—which allows you to see the idea of a parameter t without too much detail. We give x as a function of t and y as a function of t . The curve is still approximated by straight pieces, and each piece has $(\Delta s)^2 = (\Delta x)^2 + (\Delta y)^2$. But instead of using $\Delta y \approx (dy/dx) \Delta x$, we approximate Δx and Δy separately:

$$\Delta x \approx (dx/dt) \Delta t, \quad \Delta y \approx (dy/dt) \Delta t, \quad \Delta s \approx \sqrt{(dx/dt)^2 + (dy/dt)^2} \Delta t.$$

8B The length of a parametric curve is an integral with respect to t :

$$\int ds = \int (ds/dt) dt = \int \sqrt{(dx/dt)^2 + (dy/dt)^2} dt. \quad (6)$$

EXAMPLE 5 Find the length of the quarter-circle using $x = \cos t$ and $y = \sin t$:

$$\int_0^{\pi/2} \sqrt{(dx/dt)^2 + (dy/dt)^2} dt = \int_0^{\pi/2} \sqrt{\sin^2 t + \cos^2 t} dt = \int_0^{\pi/2} dt = \frac{\pi}{2}.$$

The integral is simpler than $1/\sqrt{1-x^2}$, and there is one new advantage. *We can integrate around a whole circle with no trouble.* Parametric equations allow a path to close up or even cross itself. The time t keeps going and the point $(x(t), y(t))$ keeps moving. In contrast, curves $y = f(x)$ are limited to one y for each x .

EXAMPLE 6 Find the length of the quarter-ellipse: $x = \cos t$ and $y = \sqrt{2} \sin t$:

On this path $y^2 + 2x^2$ is $2 \sin^2 t + 2 \cos^2 t = 2$ (same ellipse). The *non*-parametric equation $y = \sqrt{2 - 2x^2}$ comes from eliminating t . We keep t :

$$\text{length} = \int_0^{\pi/2} \sqrt{(dx/dt)^2 + (dy/dt)^2} dt = \int_0^{\pi/2} \sqrt{\sin^2 t + 2 \cos^2 t} dt. \quad (7)$$

This integral (7) must equal (5). If one cannot be done, neither can the other. They are related by $x = \cos t$, but (7) does not blow up at the endpoints. The trapezoidal rule gives 1.9101 with less than 100 intervals. Section 5.8 mentioned that calculators *automatically* do a substitution that makes (5) more like (7).

EXAMPLE 7 The path $x = t^2$, $y = t^3$ goes from $(0, 0)$ to $(4, 8)$. Stop at $t = 2$.

To find this path without the parameter t , first solve for $t = x^{1/2}$. Then substitute into the equation for y : $y = t^3 = x^{3/2}$. *The non-parametric form* (with t eliminated) *is the same curve* $y = x^{3/2}$ *as in Example 1.*

The length from the t -integral equals the length from the x -integral. This is Problem 22.

EXAMPLE 8 *Special choice of parameter:* t is x . The curve becomes $x = t$, $y = t^{3/2}$.

If $x = t$ then $dx/dt = 1$. The square root in (6) is the same as the square root in (4). Thus the non-parametric form $y = f(x)$ is a special case of the parametric form—just take $t = x$.

Compare $x = t$, $y = t^{3/2}$ with $x = t^2$, $y = t^3$. *Same curve, same length, different speed.*

EXAMPLE 9 Define “speed” by $\frac{\text{short distance}}{\text{short time}} = \frac{ds}{dt}$. It is $\sqrt{\left(\frac{dx}{dt}\right)^2 + \left(\frac{dy}{dt}\right)^2}$.

When a ball is thrown straight upward, dx/dt is zero. But the speed is not dy/dt . It is $|dy/dt|$. The speed is positive downward as well as upward.

8.2 EXERCISES

Read-through questions

The length of a straight segment (Δx across, Δy up) is $\Delta s = \underline{a}$. Between two points of the graph of $y(x)$, Δy is approximately dy/dx times \underline{b} . The length of that piece is approximately $\sqrt{(\Delta x)^2 + \underline{c}}$. An infinitesimal piece of the curve has length $ds = \underline{d}$. Then the arc length integral is $\int \underline{e}$.

For $y = 4 - x$ from $x = 0$ to $x = 3$ the arc length is $\int \underline{f} = \underline{g}$. For $y = x^3$ the arc length integral is \underline{h} .

The curve $x = \cos t$, $y = \sin t$ is the same as \underline{i} . The length of a curve given by $x(t)$, $y(t)$ is $\int \sqrt{\underline{j}} dt$. For example $x = \cos t$, $y = \sin t$ from $t = \pi/3$ to $t = \pi/2$ has length \underline{k} . The speed is $ds/dt = \underline{l}$. For the special case $x = t$, $y = f(t)$ the length formula goes back to $\int \sqrt{\underline{m}} dx$.

Find the lengths of the curves in Problems 1–8.

1 $y = x^{3/2}$ from $(0, 0)$ to $(1, 1)$

2 $y = x^{2/3}$ from $(0, 0)$ to $(1, 1)$ (compare with Problem 1 or put $u = \frac{2}{3} + x^{2/3}$ in the length integral)

3 $y = \frac{1}{3}(x^2 + 2)^{3/2}$ from $x = 0$ to $x = 1$

4 $y = \frac{1}{3}(x^2 - 2)^{3/2}$ from $x = 2$ to $x = 4$

5 $y = \frac{x^3}{3} + \frac{1}{4x}$ from $x = 1$ to $x = 3$

6 $y = \frac{x^4}{4} + \frac{1}{8x^2}$ from $x = 1$ to $x = 2$

7 $y = \frac{2}{3}x^{3/2} - \frac{1}{2}x^{1/2}$ from $x = 1$ to $x = 4$

8 $y = x^2$ from $(0, 0)$ to $(1, 1)$

9 The curve given by $x = \cos^3 t$, $y = \sin^3 t$ is an *astroid* (a hypocycloid). Its non-parametric form is $x^{2/3} + y^{2/3} = 1$. Sketch the curve from $t = 0$ to $t = \pi/2$ and find its length.

10 Find the length from $t = 0$ to $t = \pi$ of the curve given by $x = \cos t + \sin t$, $y = \cos t - \sin t$. Show that the curve is a circle (of what radius?).

11 Find the length from $t = 0$ to $t = \pi/2$ of the curve given by $x = \cos t$, $y = t - \sin t$.

12 What integral gives the length of Archimedes' spiral $x = t \cos t$, $y = t \sin t$?

13 Find the distance traveled in the first second (to $t = 1$) if $x = \frac{1}{2}t^2$, $y = \frac{1}{3}(2t + 1)^{3/2}$.

14 $x = (1 - \frac{1}{2} \cos 2t) \cos t$ and $y = (1 + \frac{1}{2} \cos 2t) \sin t$ lead to $4(1 - x^2 - y^2)^3 = 27(x^2 - y^2)^2$. Find the arc length from $t = 0$ to $\pi/4$.

Find the arc lengths in 15–18 by numerical integration.

15 One arch of $y = \sin x$, from $x = 0$ to $x = \pi$.

16 $y = e^x$ from $x = 0$ to $x = 1$.

17 $y = \ln x$ from $x = 1$ to $x = e$.

18 $x = \cos t$, $y = 3 \sin t$, $0 \leq x \leq 2\pi$.

19 Draw a rough picture of $y = x^{10}$. Without computing the length of $y = x^n$ from $(0, 0)$ to $(1, 1)$, find the limit as $n \rightarrow \infty$.

20 Which is longer between $(1, 1)$ and $(2, \frac{1}{2})$, the hyperbola $y = 1/x$ or the graph of $x + 2y = 3$?

21 Find the speed ds/dt on the circle $x = 2 \cos 3t$, $y = 2 \sin 3t$.

22 Examples 1 and 7 were $y = x^{3/2}$ and $x = t^2$, $y = t^3$:

$$\text{length} = \int_0^4 \sqrt{1 + \frac{9}{4}x} dx, \quad \text{length} = \int_0^2 \sqrt{4t^2 + 9t^4} dt.$$

Show by substituting $x = \underline{\hspace{2cm}}$ that these integrals agree.

23 Instead of $y = f(x)$ a curve can be given as $x = g(y)$. Then

$$ds = \sqrt{(dx)^2 + (dy)^2} = \sqrt{(dx/dy)^2 + 1} dy.$$

Draw $x = 5y$ from $y = 0$ to $y = 1$ and find its length.

24 The length of $x = y^{3/2}$ from $(0, 0)$ to $(1, 1)$ is $\int ds = \int \sqrt{\frac{9}{4}y + 1} dy$. Compare with Problem 1: Same length? Same curve?

25 Find the length of $x = \frac{1}{2}(e^y + e^{-y})$ from $y = -1$ to $y = 1$ and draw the curve.

26 The length of $x = g(y)$ is a special case of equation (6) with $y = t$ and $x = g(t)$. The length integral becomes $\underline{\hspace{2cm}}$.

27 Plot the point $x = 3 \cos t$, $y = 4 \sin t$ at the five times $t = 0, \pi/2, \pi, 3\pi/2, 2\pi$. The equation of the curve is $(x/3)^2 + (y/4)^2 = 1$, not a circle but an $\underline{\hspace{2cm}}$. This curve cannot be written as $y = f(x)$ because $\underline{\hspace{2cm}}$.

28 (a) Find the length of $x = \cos^2 t$, $y = \sin^2 t$, $0 \leq y \leq \pi$.

(b) Why does this path stay on the line $x + y = 1$?

(c) Why isn't the path length equal to $\sqrt{2}$?

- 29 (important) The line $y = x$ is close to a staircase of pieces that go *straight across or straight up*. With 100 pieces of length $\Delta x = 1/100$ or $\Delta y = 1/100$, find the length of carpet on the staircase. (The length of the 45° line is $\sqrt{2}$. The staircase can be close when its length is not close.)
- 30 The area of an ellipse is πab . The area of a strip around it (width Δ) is $\pi(a + \Delta)(b + \Delta) - \pi ab \approx \pi(a + b)\Delta$. The distance around the ellipse seems to be $\pi(a + b)$. But this distance is impossible to find—what is wrong?
- 31 The point $x = \cos t$, $y = \sin t$, $z = t$ moves on a *space curve*.
 (a) In three-dimensional space $(ds)^2$ equals $(dx)^2 + \dots$. In equation (6), ds is now $\dots dt$.
- (b) This particular curve has $ds = \dots$. Find its length from $t = 0$ to $t = 2\pi$.
- (c) Describe the curve and its shadow in the xy plane.
- 32 Explain in 50 words the difference between a non-parametric equation $y = f(x)$ and two parametric equations $x = x(t)$, $y = y(t)$.
- 33 Write down the integral for the length L of $y = x^2$ from $(0, 0)$ to $(1, 1)$. Show that $y = \frac{1}{2}x^2$ from $(0, 0)$ to $(2, 2)$ is exactly twice as long. If possible give a reason using the graphs.
- 34 (for professors) Compare the lengths of the parabola $y = x^2$ and the line $y = bx$ from $(0, 0)$ to (b, b^2) . Does the difference approach a limit as $b \rightarrow \infty$?

8.3 Area of a Surface of Revolution

This section starts by constructing surfaces. A *curve* $y = f(x)$ is *revolved around an axis*. That produces a “*surface of revolution*,” which is symmetric around the axis. If we revolve a sloping line, the result is a cone. When the line is parallel to the axis we get a cylinder (a pipe). By revolving a curve we might get a lamp or a lamp shade (or even the light bulb).

Section 8.1 computed the volume inside that surface. *This section computes the surface area*. Previously we cut the solid into slices or shells. Now we need a good way to cut up the surface.

The key idea is to *revolve short straight line segments*. Their slope is $\Delta y/\Delta x$. They can be the same pieces of length Δs that were used to find length—now we compute area. When revolved, a straight piece produces a “*thin band*” (Figure 8.10). The curved surface, from revolving $y = f(x)$, is close to the bands. The first step is to compute *the surface area of a band*.

A small comment: Curved surfaces can also be cut into tiny patches. Each patch is nearly flat, like a little square. The sum of those patches leads to a double integral (with $dx dy$). Here the integral stays one-dimensional (dx or dy or dt). Surfaces of revolution are special—we approximate them by bands that go all the way around. A band is just a belt with a slope, and its slope has an effect on its area.

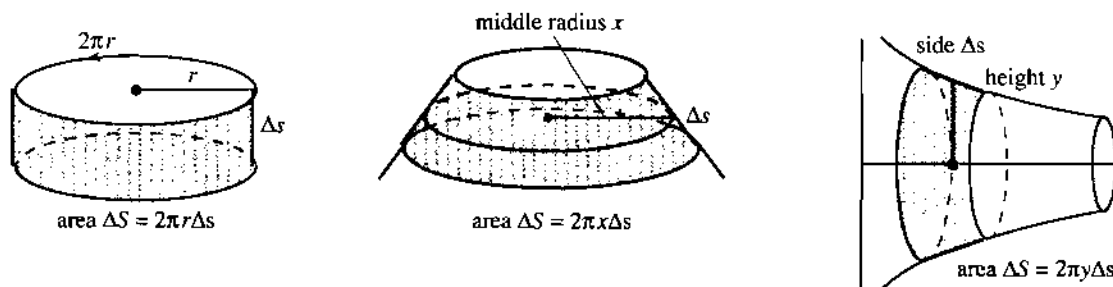


Fig. 8.10 Revolving a straight piece and a curve around the y axis and x axis.

Revolve a small straight piece (length Δs not Δx). The center of the piece goes around a circle of radius r . The band is a *slice of a cone*. When we flatten it out (Problems 11–13) we discover its area. The area is the *side length* Δs times the *middle circumference* $2\pi r$:

$$\text{The surface area of a band is } 2\pi r \Delta s = 2\pi r \sqrt{1 + (\Delta y/\Delta x)^2} \Delta x.$$

For revolution around the y axis, the radius is $r = x$. For revolution around the x axis, the radius is the height: $r = y = f(x)$. Figure 8.10 shows both bands—the problem tells us which to use. The sum of band areas $2\pi r \Delta s$ is close to the area S of the curved surface. In the limit we integrate $2\pi r ds$:

8C The surface area generated by revolving the curve $y = f(x)$ between $x = a$ and $x = b$ is

$$S = \int_a^b 2\pi y \sqrt{1 + (dy/dx)^2} dx \quad \text{around the } x \text{ axis} \quad (r = y) \quad (1)$$

$$S = \int_a^b 2\pi x \sqrt{1 + (dy/dx)^2} dx \quad \text{around the } y \text{ axis} \quad (r = x). \quad (2)$$

EXAMPLE 1 Revolve a complete semicircle $y = \sqrt{R^2 - x^2}$ around the x axis.

The surface of revolution is a *sphere*. Its area (known!) is $4\pi R^2$. The limits on x are $-R$ and R . The slope of $y = \sqrt{R^2 - x^2}$ is $dy/dx = -x/\sqrt{R^2 - x^2}$:

$$\text{area } S = \int_{-R}^R 2\pi \sqrt{R^2 - x^2} \sqrt{1 + \frac{x^2}{R^2 - x^2}} dx = \int_{-R}^R 2\pi R dx = 4\pi R^2.$$

EXAMPLE 2 Revolve a piece of the straight line $y = 2x$ around the x axis.

The surface is a *cone* with $(dy/dx)^2 = 4$. The band from $x = 0$ to $x = 1$ has area $2\pi\sqrt{5}$:

$$S = \int 2\pi y ds = \int_0^1 2\pi(2x) \sqrt{1 + 4} dx = 2\pi\sqrt{5}.$$

This answer must agree with the formula $2\pi r \Delta s$ (which it came from). The line from $(0, 0)$ to $(1, 2)$ has length $\Delta s = \sqrt{5}$. Its midpoint is $(\frac{1}{2}, 1)$. Around the x axis, the middle radius is $r = 1$ and the area is $2\pi\sqrt{5}$.

EXAMPLE 3 Revolve the same straight line segment around the y axis. Now the radius is x instead of $y = 2x$. The area in Example 2 is cut in half:

$$S = \int 2\pi x ds = \int_0^1 2\pi x \sqrt{1 + 4} dx = \pi\sqrt{5}.$$

For surfaces as for arc length, only a few examples have convenient answers. Watermelons and basketballs and light bulbs are in the exercises. Rather than stretching out this section, we give a final area formula and show how to use it.

The formula applies when there is a *parameter* t . Instead of $(x, f(x))$ the points on the curve are $(x(t), y(t))$. As t varies, we move along the curve. The length formula $(ds)^2 = (dx)^2 + (dy)^2$ is expressed in terms of t .

For the surface of revolution around the x axis, the area becomes a t -integral:

$$\mathbf{8D} \quad \text{The surface area is } \int 2\pi y ds = \int 2\pi y(t) \sqrt{(dx/dt)^2 + (dy/dt)^2} dt. \quad (3)$$

EXAMPLE 4 The point $x = \cos t$, $y = 5 + \sin t$ travels on a circle with center at $(0, 5)$. Revolving that circle around the x axis produces a doughnut. Find its surface area.

Solution $(dx/dt)^2 + (dy/dt)^2 = \sin^2 t + \cos^2 t = 1$. The circle is complete at $t = 2\pi$:

$$\int 2\pi y \, ds = \int_0^{2\pi} 2\pi(5 + \sin t) \, dt = \left[2\pi(5t - \cos t) \right]_0^{2\pi} = 20\pi^2.$$

8.3 EXERCISES

Read-through questions

A surface of revolution comes from revolving a a around b. This section computes the c. When the curve is a short straight piece (length Δs), the surface is a d. Its area is $\Delta S = \underline{e}$. In that formula (Problem 13) r is the radius of f. The line from $(0, 0)$ to $(1, 1)$ has length g, and revolving it produces area h.

When the curve $y = f(x)$ revolves around the x axis, the surface area is the integral i. For $y = x^2$ the integral to compute is j. When $y = x^2$ is revolved around the y axis, the area is $S = \underline{k}$. For the curve given by $x = 2t$, $y = t^2$, change ds to l dt .

Find the surface area when curves 1–6 revolve around the x axis.

1 $y = \sqrt{x}$, $2 \leq x \leq 6$

2 $y = x^3$, $0 \leq x \leq 1$

3 $y = 7x$, $-1 \leq x \leq 1$ (watch sign)

4 $y = \sqrt{4 - x^2}$, $0 \leq x \leq 2$

5 $y = \sqrt{4 - x^2}$, $-1 \leq x \leq 1$

6 $y = \cosh x$, $0 \leq x \leq 1$.

In 7–10 find the area of the surface of revolution around the y axis.

7 $y = x^2$, $0 \leq x \leq 2$ 8 $y = \frac{1}{2}x^2 + \frac{1}{2}$, $0 \leq x \leq 1$

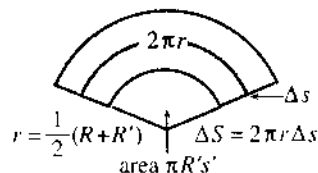
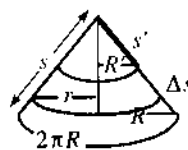
9 $y = x + 1$, $0 \leq x \leq 3$ 10 $y = x^{1/3}$, $0 \leq x \leq 1$

11 A cone with base radius R and slant height s is laid out flat. Explain why the angle (in radians) is $\theta = 2\pi R/s$. Then the surface area is a fraction of a circle:

$$\text{area} = \left(\frac{\theta}{2\pi}\right) \pi s^2 = \left(\frac{R}{s}\right) \pi s^2 = \pi R s.$$



12 A band with slant height $\Delta s = s - s'$ and radii R and R' is laid out flat. Explain in one line why its surface area is $\pi R s - \pi R' s'$.



13 By similar triangles $R/s = R'/s'$ or $R s' = R' s$. The middle radius r is $\frac{1}{2}(R + R')$. Substitute for r and Δs in the proposed area formula $2\pi r \Delta s$, to show that this gives the correct area $\pi R s - \pi R' s'$.

14 Slices of a basketball all have the same area of cover, if they have the same thickness.

(a) Rotate $y = \sqrt{1 - x^2}$ around the x axis. Show that $dS = 2\pi \, dx$.

(b) The area between $x = a$ and $x = a + h$ is _____.

(c) $\frac{1}{4}$ of the Earth's area is above latitude _____.

15 Change the circle in Example 4 to $x = a \cos t$ and $y = b + a \sin t$. Its radius is _____ and its center is _____. Find the surface area of a torus by revolving this circle around the x axis.

16 What part of the circle $x = R \cos t$, $y = R \sin t$ should rotate around the y axis to produce the top half of a sphere? Choose limits on t and verify the area.

17 The base of a lamp is constructed by revolving the quarter-circle $y = \sqrt{2x - x^2}$ ($x = 1$ to $x = 2$) around the y axis. Draw the quarter-circle, find the area integral, and compute the area.

18 The light bulb is a sphere of radius $1/2$ with its bottom sliced off to fit onto a cylinder of radius $1/4$ and length $1/3$. Draw the light bulb and find its surface area (ends of the cylinder not included).

19 The lamp shade is constructed by rotating $y = 1/x$ around the y axis, and keeping the part from $y = 1$ to $y = 2$. Set up the definite integral that gives its surface area.

20 Compute the area of that lamp shade.

21 Explain why the surface area is infinite when $y = 1/x$ is rotated around the x axis ($1 \leq x < \infty$). But the volume of “Gabriel’s horn” is _____. It can’t hold enough paint to paint its surface.

22 A disk of radius 1” can be covered by four strips of tape (width $\frac{1}{2}$ ”). If the strips are not parallel, prove that they can’t

cover the disk. **Hint:** Change to a unit sphere sliced by planes $\frac{1}{2}$ ” apart. Problem 14 gives surface area π for each slice.

23 A watermelon (maybe a football) is the result of rotating half of the ellipse $x = \sqrt{2} \cos t$, $y = \sin t$ (which means $x^2 + 2y^2 = 2$). Find the surface area, parametrically or not.

24 Estimate the surface area of an egg.

8.4 Probability and Calculus

Discrete probability usually involves careful counting. Not many samples are taken and not many experiments are made. There is a list of possible outcomes, and a known probability for each outcome. But probabilities go far beyond red cards and black cards. The real questions are much more practical:

1. How often will too many passengers arrive for a flight?
2. How many random errors do you make on a quiz?
3. What is the chance of exactly one winner in a big lottery?

Those are important questions and we will set up models to answer them.

There is another point. Discrete models do not involve calculus. The number of errors or bumped passengers or lottery winners is a small whole number. **Calculus enters for continuous probability.** Instead of results that exactly equal 1 or 2 or 3, calculus deals with results that fall in a range of numbers. Continuous probability comes up in at least two ways:

- (A) An experiment is repeated many times and we take *averages*.
- (B) The outcome lies anywhere in an *interval* of numbers.

In the continuous case, the probability p_n of hitting a particular value $x = n$ becomes zero. Instead we have a **probability density** $p(x)$ —which is a key idea. *The chance that a random X falls between a and b is found by integrating the density $p(x)$:*

$$\text{Prob} \{a \leq X \leq b\} = \int_a^b p(x) dx. \quad (1)$$

Roughly speaking, $p(x) dx$ is the chance of falling between x and $x + dx$. Certainly $p(x) \geq 0$. If a and b are the extreme limits $-\infty$ and ∞ , including all possible outcomes, the probability is necessarily one:

$$\text{Prob} \{-\infty < X < +\infty\} = \int_{-\infty}^{+\infty} p(x) dx = 1. \quad (2)$$

This is a case where infinite limits of integration are natural and unavoidable. In studying probability they create no difficulty—areas out to infinity are often easier.

Here are typical questions involving continuous probability and calculus:

4. How conclusive is a 53%–47% poll of 2500 voters?
5. Are 16 random football players safe on an elevator with capacity 3600 pounds?
6. How long before your car is in an accident?

It is not so traditional for a calculus course to study these questions. They need extra thought, beyond computing integrals (so this section is harder than average). But probability is more important than some traditional topics, and also more interesting.

Drug testing and gene identification and market research are major applications. Comparing Questions 1–3 with 4–6 brings out the relation of **discrete** to **continuous**—the differences between them, and the parallels.

It would be impossible to give here a full treatment of probability theory. I believe you will see the point (and the use of calculus) from our examples. Frank Morgan's lectures have been a valuable guide.

DISCRETE RANDOM VARIABLES

A **discrete** random variable X has a list of possible values. For two dice the outcomes are $X = 2, 3, \dots, 12$. For coin tosses (see below), the list is infinite: $X = 1, 2, 3, \dots$

A **continuous** variable lies in an interval $a \leq X \leq b$.

EXAMPLE 1 Toss a fair coin until heads come up. The outcome X is the *number of tosses*. The value of X is 1 or 2 or 3 or ..., and the probability is $\frac{1}{2}$ that $X = 1$ (heads on the first toss). The probability of tails then heads is $p_2 = \frac{1}{4}$. The probability that $X = n$ is $p_n = (\frac{1}{2})^n$ —this is the chance of $n - 1$ tails followed by heads. *The sum of all probabilities is necessarily 1:*

$$p_1 + p_2 + p_3 + \dots = \frac{1}{2} + \frac{1}{4} + \frac{1}{8} + \dots = 1.$$

EXAMPLE 2 Suppose a student (not you) makes an average of 2 unforced errors per hour exam. The number of actual errors on the next exam is $X = 0$ or 1 or 2 or A reasonable model for the probability of n errors—when they are random and independent—is the *Poisson model* (pronounced Pwason):

$$p_n = \text{probability of } n \text{ errors} = \frac{2^n}{n!} e^{-2}.$$

The probabilities of no errors, one error, and two errors are p_0, p_1 , and p_2 :

$$p_0 = \frac{2^0}{0!} e^{-2} = \frac{1}{1} e^{-2} \approx .135 \quad p_1 = \frac{2^1}{1!} e^{-2} \approx .27 \quad p_2 = \frac{2^2}{2!} e^{-2} \approx .27.$$

The probability of more than two errors is $1 - .135 - .27 - .27 = .325$.

This Poisson model can be derived theoretically or tested experimentally. The total probability is again 1, from the infinite series (Section 6.6) for e^2 :

$$p_0 + p_1 + p_2 + \dots = \left(\frac{2^0}{0!} + \frac{2^1}{1!} + \frac{2^2}{2!} + \dots \right) e^{-2} = e^2 e^{-2} = 1. \quad (3)$$

EXAMPLE 3 Suppose on average 3 out of 100 passengers with reservations don't show up for a flight. If the plane holds 98 passengers, *what is the probability that someone will be bumped?*

If the passengers come independently to the airport, use the Poisson model with 2 changed to 3. X is the number of no-shows, and $X = n$ happens with probability p_n :

$$p_n = \frac{3^n}{n!} e^{-3} \quad p_0 = \frac{3^0}{0!} e^{-3} = e^{-3} \quad p_1 = \frac{3^1}{1!} e^{-3} = 3e^{-3}.$$

There are 98 seats and 100 reservations. Someone is bumped if $X = 0$ or $X = 1$:

$$\text{chance of bumping} = p_0 + p_1 = e^{-3} + 3e^{-3} \approx 4/20.$$

We will soon define the *average* or *expected value* or *mean* of X —this model has $\mu = 3$.

CONTINUOUS RANDOM VARIABLES

If X is the lifetime of a VCR, all numbers $X \geq 0$ are possible. If X is a score on the SAT, then $200 \leq X \leq 800$. If X is the fraction of computer owners in a poll of 600 people, X is between 0 and 1. You may object that the SAT score is a whole number and the fraction of computer owners must be 0 or $1/600$ or $2/600$ or But it is completely impractical to work with 601 discrete possibilities. Instead we take X to be a *continuous random variable*, falling *anywhere* in the range $X \geq 0$ or $[200, 800]$ or $0 \leq X \leq 1$. Of course the various values of X are not equally probable.

EXAMPLE 4 The average lifetime of a VCR is 4 years. A reasonable model for breakdown time is an *exponential random variable*. Its probability density is

$$p(x) = \frac{1}{4}e^{-x/4} \quad \text{for } 0 \leq x < \infty.$$

The probability that the VCR will eventually break is 1:

$$\int_0^{\infty} \frac{1}{4}e^{-x/4} dx = \left[-e^{-x/4} \right]_0^{\infty} = 0 - (-1) = 1. \quad (4)$$

The probability of breakdown within 12 years (X from 0 to 12) is .95:

$$\int_0^{12} \frac{1}{4}e^{-x/4} dx = \left[-e^{-x/4} \right]_0^{12} = -e^{-3} + 1 \approx .95. \quad (5)$$

An exponential distribution has $p(x) = ae^{-ax}$. Its integral from 0 to x is $F(x) = 1 - e^{-ax}$. Figure 8.11 is the graph for $a = 1$. It shows the area up to $x = 1$.

To repeat: *The probability that $a \leq X \leq b$ is the integral of $p(x)$ from a to b .*

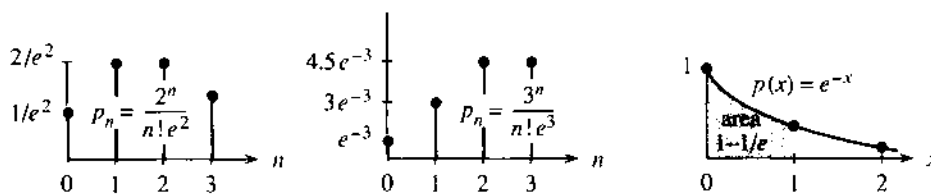


Fig. 8.11 Probabilities add to $\sum p_n = 1$. Continuous density integrates to $\int p(x) dx = 1$.

EXAMPLE 5 We now define the most important density function. Suppose the average SAT score is 500, and the *standard deviation* (defined below—it measures the spread around the average) is 200. Then the *normal distribution* of grades has

$$p(x) = \frac{1}{200\sqrt{2\pi}} e^{-(x-500)^2/2(200)^2} \quad \text{for } -\infty < x < \infty.$$

This is the normal (or Gaussian) distribution with mean 500 and standard deviation 200. The graph of $p(x)$ is the famous *bell-shaped curve* in Figure 8.12.

A new objection is possible. The actual scores are between 200 and 800, while the density $p(x)$ extends all the way from $-\infty$ to ∞ . I think the Educational Testing Service counts all scores over 800 as 800. The fraction of such scores is pretty small—in fact the normal distribution gives

$$\text{Prob}\{X \geq 800\} = \int_{800}^{\infty} \frac{1}{200\sqrt{2\pi}} e^{-(x-500)^2/2(200)^2} dx \approx .0013. \quad (6)$$

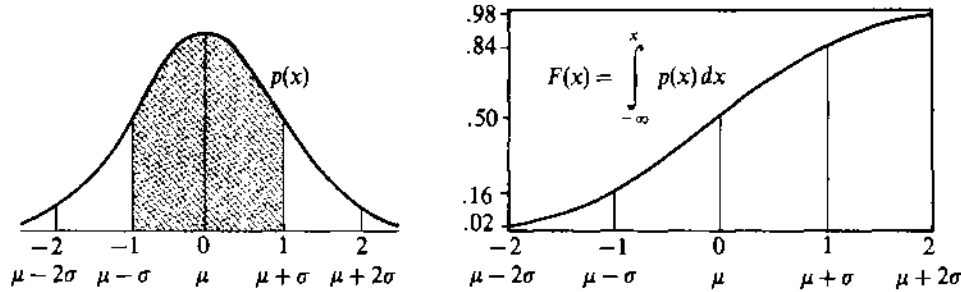


Fig. 8.12 The normal distribution (bell-shaped curve) and its cumulative density $F(x)$.

Regrettably, e^{-x^2} has no elementary antiderivative. We need numerical integration. But there is nothing the matter with that! The integral is called the “*error function*,” and special tables give its value to great accuracy. The integral of $e^{-x^2/2}$ from $-\infty$ to ∞ is exactly $\sqrt{2\pi}$. Then division by $\sqrt{2\pi}$ keeps $\int p(x) dx = 1$.

Notice that the normal distribution involves *two parameters*. They are the mean value (in this case $\mu = 500$) and the standard deviation (in this case $\sigma = 200$). Those numbers *mu* and *sigma* are often given the “normalized” values $\mu = 0$ and $\sigma = 1$:

$$p(x) = \frac{1}{\sigma\sqrt{2\pi}} e^{-(x-\mu)^2/2\sigma^2} \quad \text{becomes} \quad p(x) = \frac{1}{\sqrt{2\pi}} e^{-x^2/2}.$$

The bell-shaped graph of p is symmetric around the middle point $x = \mu$. The width of the graph is governed by the second parameter σ —which stretches the x axis and shrinks the y axis (leaving total area equal to 1). The axes are labeled to show the standard case $\mu = 0$, $\sigma = 1$ and also the graph for any other μ and σ .

We now give a name to the integral of $p(x)$. The limits will be $-\infty$ and x , so the integral $F(x)$ measures the *probability that a random sample is below x* :

$$\text{Prob}\{X \leq x\} = \int_{-\infty}^x p(x) dx = \text{cumulative density function } F(x). \quad (7)$$

$F(x)$ accumulates the probabilities given by $p(x)$, so $dF/dx = p(x)$. The total probability is $F(\infty) = 1$. This integral from $-\infty$ to ∞ covers all outcomes.

Figure 8.12b shows the integral of the bell-shaped normal distribution. The middle point $x = \mu$ has $F = \frac{1}{2}$. By symmetry there is a 50-50 chance of an outcome below the mean. The cumulative density $F(x)$ is near .16 at $\mu - \sigma$ and near .84 at $\mu + \sigma$. The chance of falling in between is $.84 - .16 = .68$. Thus 68% of the outcomes are less than one deviation σ away from the center μ .

Moving out to $\mu - 2\sigma$ and $\mu + 2\sigma$, 95% of the area is in between. *With 95% confidence X is less than two deviations from the mean.* Only one sample in 20 is further out (less than one in 40 on each side).

Note that $\sigma = 200$ is not the precise value for the SAT!

MEAN, VARIANCE, AND STANDARD DEVIATION

In Example 1, X was the number of coin tosses until the appearance of heads. The probabilities were $p_1 = \frac{1}{2}$, $p_2 = \frac{1}{4}$, $p_3 = \frac{1}{8}$, ... What is the *average number of tosses*? We now find the “mean” μ of any distribution $p(x)$ —not only the normal distribution, where symmetry guarantees that the built-in number μ is the mean.

To find μ , multiply outcomes by probabilities and add:

$$\mu = \text{mean} = \sum np_n = 1(p_1) + 2(p_2) + 3(p_3) + \dots \quad (8)$$

The average number of tosses is $1(\frac{1}{2}) + 2(\frac{1}{4}) + 3(\frac{1}{8}) + \dots$. This series adds up (in Section 10.1) to $\mu = 2$. Please do the experiment 10 times. I am almost certain that the average will be near 2.

When the average is $\lambda = 2$ quiz errors or $\lambda = 3$ no-shows, the Poisson probabilities are $p_n = \lambda^n e^{-\lambda}/n!$. Check that the formula $\mu = \sum np_n$ does give λ as the mean:

$$\left[1 \frac{\lambda}{1!} + 2 \frac{\lambda^2}{2!} + 3 \frac{\lambda^3}{3!} + \dots \right] e^{-\lambda} = \lambda \left[1 + \frac{\lambda}{1!} + \frac{\lambda^2}{2!} + \dots \right] e^{-\lambda} = \lambda e^{\lambda} e^{-\lambda} = \lambda.$$

For continuous probability, the sum $\mu = \sum np_n$ changes to $\mu = \int xp(x) dx$. We multiply outcome x by probability $p(x)$ and integrate. In the VCR model, integration by parts gives a mean breakdown time of $\mu = 4$ years:

$$\int x p(x) dx = \int_0^{\infty} x(\frac{1}{4}e^{-x/4}) dx = \left[-xe^{-x/4} - 4e^{-x/4} \right]_0^{\infty} = 4. \quad (9)$$

Together with the mean we introduce the *variance*. It is always written σ^2 , and in the normal distribution that measured the “width” of the curve. When σ^2 was 200^2 , SAT scores spread out pretty far. If the testing service changed to $\sigma^2 = 1^2$, the scores would be a disaster. 95% of them would be within ± 2 of the mean. When a teacher announces an average grade of 72, the variance should also be announced—if it is big then those with 60 can relax. At least they have company.

8E The mean μ is the expected value of X . The variance σ^2 is the expected value of $(X - \text{mean})^2 = (X - \mu)^2$. Multiply outcome times probability and add:

$$\begin{aligned} \mu &= \sum np_n & \sigma^2 &= \sum (n - \mu)^2 p_n & \text{(discrete)} \\ \mu &= \int_{-\infty}^{\infty} xp(x) dx & \sigma^2 &= \int_{-\infty}^{\infty} (x - \mu)^2 p(x) dx & \text{(continuous)} \end{aligned}$$

The *standard deviation* (written σ) is the square root of σ^2 .

EXAMPLE 6 (Yes-no poll, one person asked) The probabilities are p and $1 - p$.

A fraction $p = \frac{1}{3}$ of the population thinks *yes*, the remaining fraction $1 - p = \frac{2}{3}$ thinks *no*. Suppose we only ask one person. If $X = 1$ for *yes* and $X = 0$ for *no*, the expected value of X is $\mu = p = \frac{1}{3}$. The variance is $\sigma^2 = p(1 - p) = \frac{2}{9}$:

$$\mu = 0 \left(\frac{2}{3} \right) + 1 \left(\frac{1}{3} \right) = \frac{1}{3} \quad \text{and} \quad \sigma^2 = \left(0 - \frac{1}{3} \right)^2 \left(\frac{2}{3} \right) + \left(1 - \frac{1}{3} \right)^2 \left(\frac{1}{3} \right) = \frac{2}{9}.$$

The standard deviation is $\sigma = \sqrt{2/9}$. When the fraction p is near one or near zero, the spread is smaller—and one person is more likely to give the right answer for everybody. The maximum of $\sigma^2 = p(1 - p)$ is at $p = \frac{1}{2}$, where $\sigma = \frac{1}{2}$.

The table shows μ and σ^2 for important probability distributions.

Model	Mean	Variance	Application
$p_1 = p, p_0 = 1 - p$	p	$p(1 - p)$	yes-no
Poisson $p_n = \lambda^n e^{-\lambda}/n!$	λ	λ	random occurrence
Exponential $p(x) = ae^{-ax}$	$1/a$	$1/a^2$	waiting time
Normal $p(x) = \frac{1}{\sqrt{2\pi}\sigma} e^{-(x-\mu)^2/2\sigma^2}$	μ	σ^2	distribution around mean

THE LAW OF AVERAGES AND THE CENTRAL LIMIT THEOREM

We come to the center of probability theory (without intending to give proofs). The key idea is to repeat an experiment many times—poll many voters, or toss many dice, or play considerable poker. Each independent experiment produces an outcome X , and the average from N experiments is \bar{X} . It is called “ X bar”:

$$\bar{X} = \frac{X_1 + X_2 + \cdots + X_N}{N} = \text{average outcome.}$$

All we know about $p(x)$ is its mean μ and variance σ^2 . It is amazing how much information that gives about the average \bar{X} :

8F Law of Averages: \bar{X} is almost sure to approach μ as $N \rightarrow \infty$.
Central Limit Theorem: The probability density $p_N(x)$ for \bar{X} approaches a normal distribution with the same mean μ and with variance σ^2/N .

No matter what the probabilities for X , the probabilities for \bar{X} move toward the normal bell-shaped curve. The standard deviation is close to σ/\sqrt{N} when the experiment is repeated N times. In the Law of Averages, “almost sure” means that the chance of \bar{X} not approaching μ is zero. It can happen, but it won't.

Remark 1 The Boston Globe doesn't understand the Law of Averages. I quote from September 1988: “What would happen if a giant Red Sox slump arrived? What would happen if the fabled Law of Averages came into play, reversing all those can't miss decisions during the winning streak?” They think the Law of Averages evens everything up, favoring heads after a series of tails. See Problem 20.

EXAMPLE 7 Yes-no poll of $N = 2500$ voters. Is a 53%–47% outcome conclusive?

The fraction p of “yes” voters in the whole population is *not known*. That is the reason for the poll. The deviation $\sigma = \sqrt{p(1-p)}$ is also *not known*, but for one voter this is never more than $\frac{1}{2}$ (when $p = \frac{1}{2}$). Therefore σ/\sqrt{N} for 2500 voters is no larger than $\frac{1}{2}/\sqrt{2500}$, which is 1%.

The result of the poll was $\bar{X} = 53\%$. With 95% confidence, this sample is within two standard deviations (here 2%) of its mean. Therefore with 95% confidence, *the unknown mean $\mu = p$ of the whole population is between 51% and 55%*. This poll is conclusive.

If the true mean had been $p = 50\%$, the poll would have had only a .0013 chance of reaching 53%. The error margin on each side of a poll is amazingly simple; it is always $1/\sqrt{N}$.

Remark 2 The New York Times has better mathematicians than the Globe. Two days after Bush defeated Dukakis, their poll of $N = 11,645$ voters was printed with the following explanation. “In theory, in 19 cases out of 20 [there is 95%] the results should differ by no more than one percentage point [there is $1/\sqrt{N}$] from what would have been obtained by seeking out all voters in the United States.”

EXAMPLE 8 Football players at Caltech (if any) have average weight $\mu = 210$ pounds and standard deviation $\sigma = 30$ pounds. Are $N = 16$ players safe on an elevator with capacity 3600 pounds? 16 times 210 is 3360.

The average weight \bar{X} is approximately a normal random variable with $\bar{\mu} = 210$ and $\bar{\sigma} = 30/\sqrt{N} = 30/4$. There is only a 2% chance that \bar{X} is above $\bar{\mu} + 2\bar{\sigma} = 225$ (see Figure 8.12b—weights below the mean are no problem on an elevator). Since 16 times 225 is 3600, a statistician would have 98% confidence that the elevator is safe. This is an example where 98% is not good enough—I wouldn't get on.

EXAMPLE 9 (The famous Weldon Dice) Weldon threw 12 dice 26,306 times and counted the 5's and 6's. They came up in 33.77% of the 315,672 separate rolls. Thus $\bar{X} = .3377$ instead of the expected fraction $p = \frac{1}{3}$ of 5's and 6's. Were the dice fair?

The variance in each roll is $\sigma^2 = p(1-p) = 2/9$. The standard deviation of \bar{X} is $\bar{\sigma} = \sigma/\sqrt{N} = \sqrt{2/9}/\sqrt{315672} \approx .00084$. For fair dice, there is a 95% chance that \bar{X} will differ from $\frac{1}{3}$ by less than $2\bar{\sigma}$. (For Poisson probabilities that is false. Here \bar{X} is normal.) But .3377 differs from .3333 by more than $5\bar{\sigma}$. The chance of falling 5 standard deviations away from the mean is only about 1 in 10,000.†

So the dice were unfair. The faces with 5 or 6 indentations were lighter than the others, and a little more likely to come up. Modern dice are made to compensate for that, but Weldon never tried again.

8.4 EXERCISES

Read-through questions

Discrete probability uses counting, a probability uses calculus. The function $p(x)$ is the probability b. The chance that a random variable falls between a and b is c. The total probability is $\int_{-\infty}^{\infty} p(x) dx = \underline{d}$. In the discrete case $\sum p_n = \underline{e}$. The mean (or expected value) is $\mu = \int \underline{f}$ in the continuous case and $\mu = \sum np_n$ in the g.

The Poisson distribution with mean λ has $p_n = \underline{h}$. The sum $\sum p_n = 1$ comes from the i series. The exponential distribution has $p(x) = e^{-x}$ or $2e^{-2x}$ or j. The standard Gaussian (or k) distribution has $\sqrt{2\pi} p(x) = e^{-x^2/2}$. Its graph is the well-known l curve. The chance that the variable falls below x is $F(x) = \underline{m}$. F is the n density function. The difference $F(x+dx) - F(x)$ is about o, which is the chance that X is between x and $x+dx$.

The variance, which measures the spread around μ , is $\sigma^2 = \int \underline{p}$ in the continuous case and $\sigma^2 = \sum \underline{q}$ in the discrete case. Its square root σ is the r. The normal distribution has $p(x) = \underline{s}$. If \bar{X} is the t of N samples from any population with mean μ and variance σ^2 , the Law of Averages says that \bar{X} will approach u. The Central Limit Theorem says that the distribution for \bar{X} approaches v. Its mean is w and its variance is x.

In a yes-no poll when the voters are 50-50, the mean for one voter is $\mu = 0(\frac{1}{2}) + 1(\frac{1}{2}) = \underline{y}$. The variance is $(0-\mu)^2 p_0 + (1-\mu)^2 p_1 = \underline{z}$. For a poll with $N = 100$, $\bar{\sigma}$ is A. There is a 95% chance that \bar{X} (the fraction saying yes) will be between B and C.

1 If $p_1 = \frac{1}{2}$, $p_2 = \frac{1}{4}$, $p_3 = \frac{1}{8}$, ..., what is the probability of an outcome $X < 4$? What are the probabilities of $X = 4$ and $X > 4$?

2 With the same $p_n = (\frac{1}{2})^n$, what is the probability that X is odd? Why is $p_n = (\frac{1}{2})^n$ an impossible set of probabilities? What multiple $c(\frac{1}{2})^n$ is possible?

3 Why is $p(x) = e^{-2x}$ not an acceptable probability density for $x \geq 0$? Why is $p(x) = 4e^{-2x} - e^{-x}$ not acceptable?

*4 If $p_n = (\frac{1}{2})^n$, show that the probability P that X is a prime number satisfies $6/16 \leq P \leq 7/16$.

5 If $p(x) = e^{-x}$ for $x \geq 0$, find the probability that $X \geq 2$ and the approximate probability that $1 \leq X \leq 1.01$.

6 If $p(x) = C/x^3$ is a probability density for $x \geq 1$, find the constant C and the probability that $X \leq 2$.

7 If you choose x completely at random between 0 and π , what is the density $p(x)$ and the cumulative density $F(x)$?

†Joe DiMaggio's 56-game hitting streak was much more improbable—I think it is statistically the most exceptional record in major sports.

In 8–13 find the mean value $\mu = \sum np_n$ or $\mu = \int xp(x) dx$.

8 $p_0 = 1/2, p_1 = 1/4, p_2 = 1/4$

9 $p_1 = 1/7, p_2 = 1/7, \dots, p_7 = 1/7$

10 $p_n = 1/n!e$ ($p_0 = 1/e, p_1 = 1/e, p_2 = 1/2e, \dots$)

11 $p(x) = 2/\pi(1+x^2), x \geq 0$

12 $p(x) = e^{-x}$ (integrate by parts)

13 $p(x) = ae^{-ax}$ (integrate by parts)

14 Show by substitution that

$$\int_{-\infty}^{\infty} e^{-x^2/2\sigma^2} dx = \sqrt{2} \sigma \int_{-\infty}^{\infty} e^{-u^2} du = \sqrt{2\pi} \sigma.$$

15 Find the cumulative probability F (the integral of p) in Problems 11, 12, 13. In terms of F , what is the chance that a random sample lies between a and b ?

16 Can-Do Airlines books 100 passengers when their plane only holds 98. If the average number of no-shows is 2, what is the Poisson probability that someone will be bumped?

17 The waiting time for a bus has probability density $(1/10)e^{-x/10}$, with $\mu = 10$ minutes. What is the probability of waiting longer than 10 minutes?

18 You make a 3-minute telephone call. If the waiting time for the next incoming call has $p(x) = e^{-x}$, what is the probability that your phone will be busy?

19 Supernovas are expected about every 100 years. What is the probability that you will be alive for the next one? Use a Poisson model with $\lambda = .01$ and estimate your lifetime. (Supernovas actually occurred in 1054 (Crab Nebula), 1572, 1604, and 1987. But the future distribution doesn't depend on the date of the last one.)

20 (a) A fair coin comes up heads 10 times in a row. Will heads or tails be more likely on the next toss?

(b) The fraction of heads after N tosses is α . The expected fraction after $2N$ tosses is _____.

21 Show that the area between μ and $\mu + \sigma$ under the bell-shaped curve is a fixed number (near 1/3), by substituting $y =$ _____:

$$\int_{\mu}^{\mu+\sigma} \frac{1}{\sigma\sqrt{2\pi}} e^{-(x-\mu)^2/2\sigma^2} dx = \int_0^1 \frac{1}{\sqrt{2\pi}} e^{-y^2/2} dy.$$

What is the area between $\mu - \sigma$ and μ ? The area outside $(\mu - \sigma, \mu + \sigma)$?

22 For a yes-no poll of two voters, explain why

$$p_0 = (1-p)^2, p_1 = 2p - 2p^2, p_2 = p^2.$$

Find μ and σ^2 . N voters give the "binomial distribution."

23 Explain the last step in this reorganization of the formula for σ^2 :

$$\begin{aligned} \sigma^2 &= \int (x - \mu)^2 p(x) dx = \int (x^2 - 2x\mu + \mu^2) p(x) dx \\ &= \int x^2 p(x) dx - 2\mu \int xp(x) dx + \mu^2 \int p(x) dx \\ &= \int x^2 p(x) dx - \mu^2. \end{aligned}$$

24 Use $\int (x - \mu)^2 p(x) dx$ and also $\int x^2 p(x) dx - \mu^2$ to find σ^2 for the **uniform distribution**: $p(x) = 1$ for $0 \leq x \leq 1$.

25 Find σ^2 if $p_0 = 1/3, p_1 = 1/3, p_2 = 1/3$. Use $\sum (n - \mu)^2 p_n$ and also $\sum n^2 p_n - \mu^2$.

26 Use Problem 23 and integration by parts (equation 7.1.10) to find σ^2 for the **exponential distribution** $p(x) = 2e^{-2x}$ for $x \geq 0$, which has mean $\frac{1}{2}$.

27 The waiting time to your next car accident has probability density $p(x) = \frac{1}{2}e^{-x/2}$. What is μ ? What is the probability of no accident in the next four years?

28 With $p = \frac{1}{2}, \frac{1}{3}, \frac{1}{4}, \dots$, find the average number μ of coin tosses by writing $p_1 + 2p_2 + 3p_3 + \dots$ as $(p_1 + p_2 + p_3 + \dots) + (p_2 + p_3 + p_4 + \dots) + (p_3 + p_4 + p_5 + \dots) + \dots$.

29 In a poll of 900 Americans, 30 are in favor of war. What range can you give with 95% confidence for the percentage of peaceful Americans?

30 Sketch rough graphs of $p(x)$ for the fraction x of heads in 4 tosses of a fair coin, and in 16 tosses. The mean value is $\frac{1}{2}$.

31 A judge tosses a coin 2500 times. How many heads does it take to prove with 95% confidence that the coin is unfair?

32 Long-life bulbs shine an average of 2000 hours with standard deviation 150 hours. You can have 95% confidence that your bulb will fail between _____ and _____ hours.

33 Grades have a normal distribution with mean 70 and standard deviation 10. If 300 students take the test and passing is 55, how many are expected to fail? (Estimate from Figure 8.12b.) What passing grade will fail 1/10 of the class?

34 The average weight of luggage is $\mu = 30$ pounds with deviation $\sigma = 8$ pounds. What is the probability that the luggage for 64 passengers exceeds 2000 pounds? How does the answer change for 256 passengers and 8000 pounds?

35 A thousand people try independently to guess a number between 1 and 1000. This is like a lottery.

(a) What is the chance that the first person fails?

(b) What is the chance P_0 that they all fail?

(c) Explain why P_0 is approximately $1/e$.

36 (a) In Problem 35, what is the chance that the first person is right and all others are wrong?

(b) Show that the probability P_1 of exactly one winner is also close to $1/e$.

(c) Guess the probability P_n of n winners (fishy question).

8.5 Masses and Moments

This chapter concludes with two sections related to engineering and physics. Each application starts with a finite number of masses or forces. Their sum is the total mass or total force. Then comes the “continuous case,” in which the mass is spread out instead of lumped. Its distribution is given by a **density function** ρ (Greek rho), and the sum changes to an *integral*.

The first step (hardest step?) is to get the physical quantities straight. The second step is to move from sums to integrals (discrete to continuous, lumped to distributed). By now we hardly stop to think about it—although this is the key idea of integral calculus. The third step is to evaluate the integrals. For that we can use substitution or integration by parts or tables or a computer.

Figure 8.13 shows the one-dimensional case: *masses along the x axis*. The total mass is the sum of the masses. The new idea is that of **moments**—when the mass or force is multiplied by a *distance*:

moment of mass around the y axis = $mx = (\text{mass}) \text{ times } (\text{distance to axis})$.

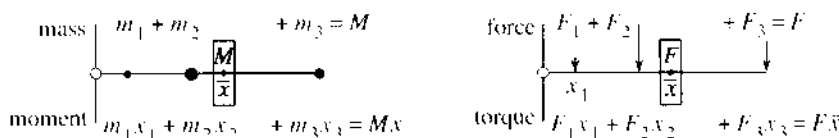


Fig. 8.13 The center of mass is at $\bar{x} = (\text{total moment})/(\text{total mass}) = \text{average distance}$.

The figure has masses 1, 3, 2. The total mass is 6. The “lever arms” or “moment arms” are the distances $x = 1, 3, 7$. The masses have moments 1 and 9 and 14 (since mx is 2 times 7). The total moment is $1 + 9 + 14 = 24$. Then the balance point is at $\bar{x} = M_x/M = 24/6 = 4$.

The total mass is the sum of the m 's. The total moment is the sum of m_n times x_n (negative on the other side of $x = 0$). If the masses are children on a seesaw, the balance point is the center of gravity \bar{x} —also called the **center of mass**:

DEFINITION
$$\bar{x} = \frac{\sum m_n x_n}{\sum m_n} = \frac{\text{total moment}}{\text{total mass}}. \quad (1)$$

If all masses are moved to \bar{x} , the total moment (6 times 4) is still 24. The moment equals the mass $\sum m_n$ times \bar{x} . **The masses act like a single mass at \bar{x} .**

Also: If we move the axis to \bar{x} , and leave the children where they are, the seesaw balances. The masses on the left of $\bar{x} = 4$ will offset the mass on the right. *Reason:* The distances to the new axis are $x_n - \bar{x}$. The moments add to zero by equation (1):

$$\text{moment around new axis} = \sum m_n(x_n - \bar{x}) = \sum m_n x_n - \sum m_n \bar{x} = 0.$$

Turn now to the *continuous case*, when mass is spread out along the line. Each piece of length Δx has an average density $\rho_n = (\text{mass of piece})/(\text{length of piece}) = \Delta m/\Delta x$. As the pieces get shorter, this approaches dm/dx —the density at the point. **The limit of (small mass)/(small length) is the density $\rho(x)$.**

Integrating that derivative $\rho = dm/dx$, we recover the total mass: $\sum \rho_n \Delta x$ becomes

$$\text{total mass } M = \int \rho(x) dx. \quad (2)$$

When the mass is spread evenly, ρ is constant. Then $M = \rho L = \text{density times length}$.

The moment formula is similar. For each piece, the moment is mass $\rho_n \Delta x$ multiplied by distance x —and we add. In the continuous limit, $\rho(x) dx$ is multiplied by x and we integrate:

$$\text{total moment around } y \text{ axis} = M_y = \int x\rho(x) dx. \quad (3)$$

Moment is mass times distance. Dividing by the total mass M gives “average distance”:

$$\text{center of mass } \bar{x} = \frac{\text{moment}}{\text{mass}} = \frac{M_y}{M} = \frac{\int x\rho(x) dx}{\int \rho(x) dx}. \quad (4)$$

Remark If you studied Section 8.4 on probability, you will notice how the formulas match up. The mass $\int \rho(x) dx$ is like the total probability $\int p(x) dx$. The moment $\int x\rho(x) dx$ is like the mean $\int xp(x) dx$. The moment of inertia $\int (x - \bar{x})^2 \rho(x) dx$ is the variance. Mathematics keeps hammering away at the same basic ideas! The only difference is that the total probability is always 1. The mean really corresponds to the center of mass \bar{x} , but in probability we didn't notice the division by $\int p(x) dx = 1$.

EXAMPLE 1 With constant density ρ from 0 to L , the mass is $M = \rho L$. The moment is

$$M_y = \int_0^L x\rho dx = \frac{1}{2}\rho x^2 \Big|_0^L = \frac{1}{2}\rho L^2.$$

The center of mass is $\bar{x} = M_y/M = L/2$. It is halfway along.

EXAMPLE 2 With density e^{-x} the mass is 1, the moment is 1, and \bar{x} is 1:

$$\int_0^\infty e^{-x} dx = \left[-e^{-x} \right]_0^\infty = 1 \quad \text{and} \quad \int_0^\infty xe^{-x} dx = \left[-xe^{-x} - e^{-x} \right]_0^\infty = 1.$$

MASSES AND MOMENTS IN TWO DIMENSIONS

Instead of placing masses along the x axis, suppose m_1 is at the point (x_1, y_1) in the plane. Similarly m_n is at (x_n, y_n) . Now there are *two moments* to consider. Around the y axis $M_y = \sum m_n x_n$ and around the x axis $M_x = \sum m_n y_n$. **Please notice that the x 's go into the moment M_y** —because the x coordinate gives the distance from the y axis!

Around the x axis, the distance is y and the moment is M_x . The **center of mass** is the point (\bar{x}, \bar{y}) at which everything balances:

$$\bar{x} = \frac{M_y}{M} = \frac{\sum m_n x_n}{\sum m_n} \quad \text{and} \quad \bar{y} = \frac{M_x}{M} = \frac{\sum m_n y_n}{\sum m_n}. \quad (5)$$

In the continuous case these sums become two-dimensional integrals. The total mass is $\iint \rho(x, y) dx dy$, when the density is $\rho = \text{mass per unit area}$. These “double integrals” are for the future (Section 14.1). Here we consider the most important case: $\rho = \text{constant}$. Think of a thin plate, made of material with constant density (say $\rho = 1$). To compute its mass and moments, the plate is cut into strips (Figure 8.14):

$$\text{mass } M = \text{area of plate} \quad (6)$$

$$\text{moment } M_y = \int (\text{distance } x) (\text{length of vertical strip}) dx \quad (7)$$

$$\text{moment } M_x = \int (\text{height } y) (\text{length of horizontal strip}) dy. \quad (8)$$

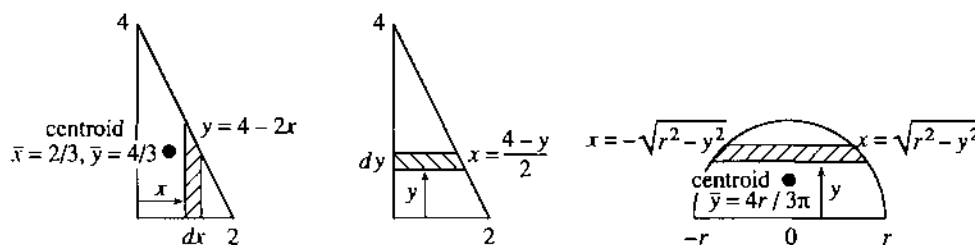


Fig. 8.14 Plates cut into strips to compute masses and moments and centroids.

The mass equals the area because $\rho = 1$. For moments, all points in a vertical strip are the same distance from the y axis. That distance is x . The moment is x times area, or x times length times dx —and the integral accounts for all strips.

Similarly the x -moment of a horizontal strip is y times strip length times dy .

EXAMPLE 3 A plate has sides $x = 0$ and $y = 0$ and $y = 4 - 2x$. Find M , M_y , M_x .

$$\text{mass } M = \text{area} = \int_0^2 y \, dx = \int_0^2 (4 - 2x) \, dx = \left[4x - x^2 \right]_0^2 = 4.$$

The vertical strips go up to $y = 4 - 2x$, and the horizontal strips go out to $x = \frac{1}{2}(4 - y)$:

$$\text{moment } M_y = \int_0^2 x(4 - 2x) \, dx = \left[2x^2 - \frac{2}{3}x^3 \right]_0^2 = \frac{8}{3}$$

$$\text{moment } M_x = \int_0^4 y \frac{1}{2}(4 - y) \, dy = \left[y^2 - \frac{1}{6}y^3 \right]_0^4 = \frac{16}{3}.$$

The “center of mass” has $\bar{x} = M_y/M = 2/3$ and $\bar{y} = M_x/M = 4/3$. This is the *centroid* of the triangle (and also the “center of gravity”). With $\rho = 1$ these terms all refer to the same balance point (\bar{x}, \bar{y}) . The plate will not tip over, if it rests on that point.

EXAMPLE 4 Find M_y and M_x for the half-circle below $x^2 + y^2 = r^2$.

$M_y = 0$ because the region is symmetric—Figure 8.14 balances on the y axis. In the x -moment we integrate y times the length of a horizontal strip (notice the factor 2):

$$M_x = \int_0^r y \cdot 2\sqrt{r^2 - y^2} \, dy = -\frac{2}{3}(r^2 - y^2)^{3/2} \Big|_0^r = \frac{2}{3}r^3.$$

Divide by the mass (the area $\frac{1}{2}\pi r^2$) to find the height of the centroid: $\bar{y} = M_x/M = 4r/3\pi$. This is less than $\frac{1}{2}r$ because the bottom of the semicircle is wider than the top.

MOMENT OF INERTIA

The *moment of inertia* comes from multiplying each mass by the *square* of its distance from the axis. Around the y axis, the distance is x . Around the origin, it is r :

$$I_y = \sum x_n^2 m_n \quad \text{and} \quad I_x = \sum y_n^2 m_n \quad \text{and} \quad I_0 = \sum r_n^2 m_n.$$

Notice that $I_x + I_y = I_0$ because $x_n^2 + y_n^2 = r_n^2$. In the continuous case we integrate.

The *moment of inertia around the y axis* is $I_y = \iint x^2 \rho(x, y) \, dx \, dy$. With a constant density $\rho = 1$, we again keep together the points on a strip. On a vertical strip they share the same x . On a horizontal strip they share y :

$$I_y = \int (x^2) (\text{vertical strip length}) \, dx \quad \text{and} \quad I_x = \int (y^2) (\text{horizontal strip length}) \, dy.$$

In engineering and physics, it is *rotation* that leads to the moment of inertia. Look at the energy of a mass m going around a circle of radius r . It has $I_0 = mr^2$.

$$\text{kinetic energy} = \frac{1}{2}mv^2 = \frac{1}{2}m(r\omega)^2 = \frac{1}{2}I_0\omega^2. \quad (9)$$

The angular velocity is ω (radians per second). The speed is $v = r\omega$ (meters per second).

An ice skater reduces I_0 by putting her arms up instead of out. She stays close to the axis of rotation (r is small). Since her rotational energy $\frac{1}{2}I_0\omega^2$ does not change, ω increases as I_0 decreases. Then she spins faster.

Another example: It takes force to turn a revolving door. More correctly, it takes *torque*. The force is multiplied by distance from the turning axis: $T = Fx$, so a push further out is more effective.

To see the physics, replace Newton's law $F = ma = m dv/dt$ by its rotational form: $T = I d\omega/dt$. Where F makes the mass move, the torque T makes it turn. Where m measures unwillingness to change speed, I measures unwillingness to change rotation.

EXAMPLE 5 Find the moment of inertia of a rod about (a) its end and (b) its center.

The distance x from the end of the rod goes from 0 to L . The distance from the center goes from $-L/2$ to $L/2$. Around the center, turning is easier because I is smaller:

$$I_{\text{end}} = \int_0^L x^2 dx = \frac{1}{3}L^3 \quad I_{\text{center}} = \int_{-L/2}^{L/2} x^2 dx = \frac{1}{12}L^3. \quad (10)$$

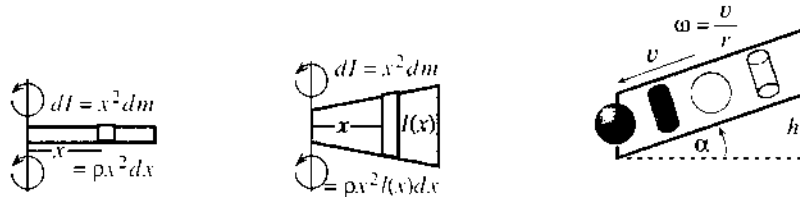


Fig. 8.15 Moment of inertia for rod and propeller. Rolling balls beat cylinders.

MOMENT OF INERTIA EXPERIMENT

Experiment: Roll a solid cylinder (a coin), a hollow cylinder (a ring), a solid ball (a marble), and a hollow ball (*not* a pingpong ball) down a slope. Galileo dropped things from the Leaning Tower—this experiment requires a Leaning Table. Objects that fall together from the tower don't roll together down the table.

Question 1 What is the order of finish? *Record your prediction first!*

Question 2 Does size make a difference if shape and density are the same?

Question 3 Does density make a difference if size and shape are the same?

Question 4 Find formulas for the velocity v and the finish time T .

To compute v , the key is that potential energy plus kinetic energy is practically constant. Energy loss from rolling friction is very small. If the mass is m and the vertical drop is h , the energy at the top (all potential) is mgh . The energy at the bottom (all kinetic) has two parts: $\frac{1}{2}mv^2$ from movement along the plane plus $\frac{1}{2}I\omega^2$ from turning. *Important fact:* $v = \omega r$ for a rolling cylinder or ball of radius r .

Equate energies and set $\omega = v/r$:

$$mgh = \frac{1}{2}mv^2 + \frac{1}{2}I\omega^2 = \frac{1}{2}mv^2 \left(1 + \frac{I}{mr^2}\right). \quad (11)$$

The ratio I/mr^2 is critical. Call it J and solve (11) for v^2 :

$$v^2 = \frac{2gh}{1+J} \text{ (smaller } J \text{ means larger velocity)}. \quad (12)$$

The order of J 's, for different shapes and sizes, should decide the race. Apparently the density doesn't matter, because it is a factor in both I and m —so it cancels in $J = I/mr^2$. A hollow cylinder has $J = 1$, which is the largest possible—all its mass is at the full distance r from the axis. So the hollow cylinder should theoretically come in last. This experiment was developed by Daniel Drucker.

Problems 35–37 find the other three J 's. Problem 40 finds the time T by integration. Your experiment will show how close this comes to the measured time.

8.5 EXERCISES

Read-through questions

If masses m_n are at distances x_n , the total mass is $M = \underline{a}$. The total moment around $x = 0$ is $M_y = \underline{b}$. The center of mass is at $\bar{x} = \underline{c}$. In the continuous case, the mass distribution is given by the \underline{d} $\rho(x)$. The total mass is $M = \underline{e}$ and the center of mass is at $x = \underline{f}$. With $\rho = x$, the integrals from 0 to L give $M = \underline{g}$ and $\int x\rho(x) dx = \underline{h}$ and $\bar{x} = \underline{i}$. The total moment is the same if the whole mass M is placed at \underline{l} .

In a plane, with masses m_n at the points (x_n, y_n) , the moment around the y axis is \underline{k} . The center of mass has $\bar{x} = \underline{1}$ and $\bar{y} = \underline{m}$. For a plate with density $\rho = 1$, the mass M equals the \underline{n} . If the plate is divided into vertical strips of height $y(x)$, then $M = \int y(x) dx$ and $M_y = \int \underline{o} dx$. For a square plate $0 \leq x, y \leq L$, the mass is $M = \underline{p}$ and the moment around the y axis is $M_y = \underline{q}$. The center of mass is at $(\bar{x}, \bar{y}) = \underline{r}$. This point is the \underline{s} , where the plate balances.

A mass m at a distance x from the axis has moment of inertia $I = \underline{t}$. A rod with $\rho = 1$ from $x = a$ to $x = b$ has $I_y = \underline{u}$. For a plate with $\rho = 1$ and strips of height $y(x)$, this becomes $I_y = \int \underline{v}$. The torque T is \underline{w} times \underline{x} .

Compute the mass M along the x axis, the moment M_y around $x = 0$, and the center of mass $\bar{x} = M_y/M$.

- 1 $m_1 = 2$ at $x_1 = 1$, $m_2 = 4$ at $x_2 = 2$
- 2 $m = 3$ at $x = 0, 1, 2, 6$
- 3 $\rho = 1$ for $-1 \leq x \leq 3$
- 4 $\rho = x^2$ for $0 \leq x \leq L$

5 $\rho = 1$ for $0 \leq x < 1$, $\rho = 2$ for $1 \leq x \leq 2$

6 $\rho = \sin x$ for $0 \leq x \leq \pi$

Find the mass M , the moments M_y and M_x , and the center of mass (\bar{x}, \bar{y}) .

7 Unit masses at $(x, y) = (1, 0), (0, 1)$, and $(1, 1)$

8 $m_1 = 1$ at $(1, 0)$, $m_2 = 4$ at $(0, 1)$

9 $\rho = 7$ in the square $0 \leq x \leq 1, 0 \leq y \leq 1$.

10 $\rho = 3$ in the triangle with vertices $(0, 0)$, $(a, 0)$, and $(0, b)$.

Find the area M and the centroid (\bar{x}, \bar{y}) inside curves 11–16.

11 $y = \sqrt{1-x^2}$, $y = 0$, $x = 0$ (quarter-circle)

12 $y = x$, $y = 2-x$, $y = 0$ (triangle)

13 $y = e^{-2x}$, $y = 0$, $x = 0$ (infinite dagger)

14 $y = x^2$, $y = x$ (lens)

15 $x^2 + y^2 = 1$, $x^2 + y^2 = 4$ (ring)

16 $x^2 + y^2 = 1$, $x^2 + y^2 = 4$, $y = 0$ (half-ring).

Verify these engineering formulas for I_y with $\rho = 1$:

17 Rectangle bounded by $x = 0$, $x = a$, $y = 0$, $y = b$:
 $I_y = a^3b/3$.

18 Square bounded by $x = -\frac{1}{2}a$, $x = \frac{1}{2}a$, $y = -\frac{1}{2}a$, $y = \frac{1}{2}a$:
 $I_y = a^4/12$.

19 Triangle bounded by $x = 0$, $y = 0$, $x + y = a$: $I_y = a^4/12$.

20 Disk of radius a centered at $x = y = 0$: $I_y = \pi a^4/4$.

21 The moment of inertia around the point $x = t$ of a rod with density $\rho(x)$ is $I = \int (x - t)^2 \rho(x) dx$. Expand $(x - t)^2$ and I into three terms. Show that $dI/dt = 0$ when $t = \bar{x}$. The moment of inertia is smallest around the center of mass.

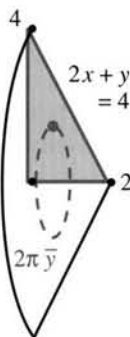
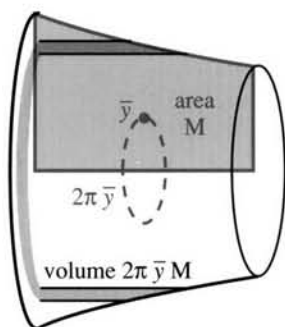
22 A region has $\bar{x} = 0$ if $M_y = \int x(\text{height of strip}) dx = 0$. The moment of inertia about any other axis $x = c$ is $I = \int (x - c)^2(\text{height of strip}) dx$. Show that $I = I_y + (\text{area})(c^2)$. This is the *parallel axis theorem*: I is smallest around the balancing axis $c = 0$.

23 (With thanks to Trivial Pursuit) In what state is the center of gravity of the United States—the “geographical center” or centroid?

24 Pappus (an ancient Greek) noticed that the volume is

$$V = \int 2\pi y(\text{strip width}) dy = 2\pi M_x = 2\pi \bar{y} M$$

when a region of area M is revolved around the x axis. In the first step the solid was cut into _____.

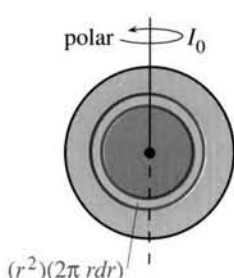
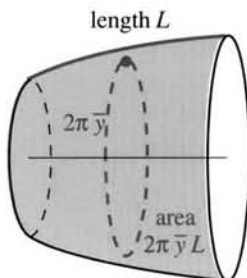


25 Use this theorem of Pappus to find the volume of a torus. Revolve a disk of radius a whose center is at height $\bar{y} = b > a$.

26 Rotate the triangle of Example 3 around the x axis and find the volume of the resulting cone—first from $V = 2\pi \bar{y} M$, second from $\frac{1}{3}\pi r^2 h$.

27 Find M_x and M_y for a thin wire along the semicircle $y = \sqrt{1 - x^2}$. Take $\rho = 1$ so $M = \text{length} = \pi$.

28 A second theorem of Pappus gives $A = 2\pi \bar{y} L$ as the surface area when a wire of length L is rotated around the x axis. Verify his formula for a horizontal wire along $y = 3$ ($x = 0$ to $x = L$) and a vertical wire ($y = 1$ to $y = L + 1$).



29 The surface area of a sphere is $A = 4\pi r^2$ when $r = 1$. So $A = 2\pi \bar{y} L$ leads to $\bar{y} = \frac{4}{3}$ for the semicircular wire in Problem 27.

30 Rotating $y = mx$ around the x axis between $x = 0$ and $x = 1$ produces the surface area $A = \frac{2\pi m^2}{3}$.

31 Put a mass m at the point $(x, 0)$. Around the origin the torque from gravity is the force mg times the distance x . This equals g times the _____ mx .

32 If ten equal forces F are alternately down and up at $x = 1, 2, \dots, 10$, what is their torque?

33 The solar system has nine masses m_n at distances r_n with angular velocities ω_n . What is the moment of inertia around the sun? What is the rotational energy? What is the torque provided by the sun?

34 The disk $x^2 + y^2 \leq a^2$ has $I_0 = \int_0^a r^2 2\pi r dr = \frac{1}{2}\pi a^4$. Why is this different from I_y in Problem 20? Find the *radius of gyration* $\bar{r} = \sqrt{I_0/M}$. (The rotational energy $\frac{1}{2}I_0\omega^2$ equals $\frac{1}{2}M\bar{r}^2\omega^2$ —when the whole mass is turning at radius \bar{r} .)

Questions 35–42 come from the moment of inertia experiment.

35 A solid cylinder of radius r is assembled from hollow cylinders of length l , radius x , and volume $(2\pi x)(l)(dx)$. The solid cylinder has

$$\text{mass } M = \int_0^r 2\pi x l \rho dx \quad \text{and} \quad I = \int_0^r x^2 2\pi x l \rho dx.$$

With $\rho = 7$ find M and I and $J = I/Mr^2$.

36 Problem 14.4.40 finds $J = 2/5$ for a solid ball. It is less than J for a solid cylinder because the mass of the ball is more concentrated near _____.

37 Problem 14.4.39 finds $J = \frac{1}{2} \int_0^\pi \sin^3 \phi d\phi = \frac{2}{3}$ for a hollow ball. The four rolling objects finish in the order _____.

38 By varying the density of the ball how could you make it roll faster than any of these shapes?

39 Answer Question 2 about the experiment.

40 For a vertical drop of y , equation (12) gives the velocity along the plane: $v^2 = 2gy/(1 + J)$. Thus $v = cy^{1/2}$ for $c = \frac{2g}{1 + J}$. The vertical velocity is $dy/dt = v \sin \alpha$:

$$dy/dt = cy^{1/2} \sin \alpha \quad \text{and} \quad \int y^{-1/2} dy = \int c \sin \alpha dt.$$

Integrate to find $y(t)$. Show that the bottom is reached ($y = h$) at time $T = 2\sqrt{h/c \sin \alpha}$.

41 What is the theoretical ratio of the four finishing times?

42 True or false:

- Basketballs roll downhill faster than baseballs.
- The center of mass is always at the centroid.
- By putting your arms up you reduce I_x and I_y .
- The center of mass of a high jumper goes over the bar (on successful jumps).

8.6 Force, Work, and Energy

Chapter 1 introduced derivatives df/dt and df/dx . The independent variable could be t or x . For velocity it was natural to use the letter t . This section is about two important physical quantities—*force* and *work*—for which x is the right choice.

The basic formula is $W = Fx$. *Work equals force times distance moved* (distance in the direction of F). With a force of 100 pounds on a car that moves 20 feet, the work is 2000 foot-pounds. If the car is rolling forward and you are pushing backward, the work is -2000 foot-pounds. If your force is only 80 pounds and the car doesn't move, the work is zero. In these examples the force is constant.

$W = Fx$ is completely parallel to $f = vt$. When v is constant, we only need multiplication. It is a *changing velocity* that requires calculus. The integral $\int v(t) dt$ adds up small multiplications over short times. For a changing force, we add up small pieces of work $F dx$ over short distances:

$$W = Fx \quad (\text{constant force}) \quad W = \int F(x) dx \quad (\text{changing force}).$$

In the first case we lift a suitcase weighing $F = 30$ pounds up $x = 20$ feet of stairs. The work is $W = 600$ foot-pounds. The suitcase doesn't get heavier as we go up—it only seems that way. Actually it gets lighter (we study gravity below).

In the second case we stretch a spring, which needs more force as x increases. *Hooke's law says that* $F(x) = kx$. The force is proportional to the stretching distance x . Starting from $x = 0$, the work increases with the *square* of x :

$$F = kx \quad \text{and} \quad W = \int_0^x kx dx = \frac{1}{2}kx^2. \quad (1)$$

In metric units the force is measured in Newtons and the distance in meters. The unit of work is a Newton-meter (a joule). The 600 foot-pounds for an American suitcase would have been about 800 joules in France.

EXAMPLE 1 Suppose a force of $F = 20$ pounds stretches a spring 1 foot.

- (a) *Find k .* The elastic constant is $k = F/x = 20$ pounds per foot.
- (b) *Find W .* The work is $\frac{1}{2}kx^2 = \frac{1}{2} \cdot 20 \cdot 1^2 = 10$ foot-pounds.
- (c) *Find x when $F = -10$ pounds.* This is compression not stretching: $x = -\frac{1}{2}$ foot.

Compressing the same spring through the same distance requires the same work. For compression x and F are negative. But the work $W = \frac{1}{2}kx^2$ is still positive. Please note that W does not equal kx times x ! That is the whole point of variable force (change Fx to $\int F(x) dx$).

May I add another important quantity from physics? It comes from looking at the situation from the viewpoint of the spring. In its natural position, the spring rests comfortably. It feels no strain and has no energy. *Tension or compression gives it potential energy.* More stretching or more compression means more energy. *The change in energy equals the work.* The potential energy of the suitcase increases by 600 foot-pounds, when it is lifted 20 feet.

Write $V(x)$ for the potential energy. Here x is the height of the suitcase or the extension of the spring. In moving from $x = a$ to $x = b$, *work = increase in potential*:

$$W = \int_a^b F(x) dx = V(b) - V(a). \quad (2)$$

This is absolutely beautiful. The work W is the *definite integral*. The potential V is the *indefinite integral*. If we carry the suitcase up the stairs and back down, our total

work is zero. We may feel tired, but the trip down should have given back our energy. (It was in the suitcase.) Starting with a spring that is compressed one foot, and ending with the spring extended one foot, again we have done no work. $V = \frac{1}{2}kx^2$ is the same for $x = -1$ and $x = 1$. But an extension from $x = 1$ to $x = 3$ requires work:

$$W = \text{change in } V = \frac{1}{2}k(3)^2 - \frac{1}{2}k(1)^2.$$

Indefinite integrals like V come with a property that we know well. *They include an arbitrary constant C .* The correct potential is not simply $\frac{1}{2}kx^2$, it is $\frac{1}{2}kx^2 + C$. To compute a *change* in potential, we don't need C . The constant cancels. But to determine V itself, we have to choose C . By fixing $V = 0$ at one point, the potential is determined at all other points. A common choice is $V = 0$ at $x = 0$. Sometimes $V = 0$ at $x = \infty$ (for gravity). Electric fields can be “grounded” at any point.

There is another connection between the potential V and the force F . According to (2), V is the indefinite integral of F . Therefore $F(x)$ is *the derivative of $V(x)$* . The fundamental theorem of calculus is also fundamental to physics:

$$\text{force exerted on spring: } F = dV/dx \quad (3a)$$

$$\text{force exerted by spring: } F = -dV/dx \quad (3b)$$

Those lines say the same thing. One is our force pulling on the spring, the other is the “restoring force” pulling back. (3a) and (3b) are a warning that the sign of F depends on the point of view. Electrical engineers and physicists use the minus sign. In mechanics the plus sign is more common. It is one of the ironies of fate that $F = V'$, while distance and velocity have those letters reversed: $v = f'$. Note the change to capital letters and the change to x .

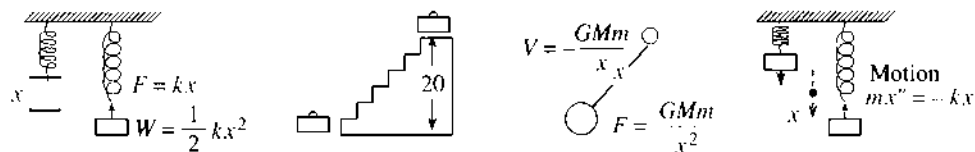


Fig. 8.16 Stretched spring; suitcase 20 feet up; moon of mass m ; oscillating spring.

EXAMPLE 2 *Newton's law of gravitation* (inverse square law):

$$\text{force to overcome gravity} = GMm/x^2 \quad \text{force exerted by gravity} = -GMm/x^2$$

An engine pushes a rocket forward. Gravity pulls it back. The gravitational constant is G and the Earth's mass is M . The mass of the rocket or satellite or suitcase is m , and the potential is the indefinite integral:

$$V(x) = \int F(x) dx = -GMm/x + C. \quad (4)$$

Usually $C = 0$, which makes the potential zero at $x = \infty$.

Remark When carrying the suitcase upstairs, x changed by 20 feet. The weight was regarded as constant—which it nearly is. But an exact calculation of work uses the integral of $F(x)$, not just the multiplication 30 times 20. The serious difference comes when the suitcase is carried to $x = \infty$. With constant force that requires infinite work. With the correct (decreasing) force, the work equals V at infinity (which is zero) minus V at the pickup point x_0 . The change in V is $W = GMm/x_0$.

KINETIC ENERGY

This optional paragraph carries the physics one step further. Suppose you release the spring or drop the suitcase. The external force changes to $F = 0$. But the internal force still acts on the spring, and gravity still acts on the suitcase. They both start moving. The potential energy of the suitcase is converted to *kinetic energy*, until it hits the bottom of the stairs.

Time enters the problem, either through Newton's law or Einstein's:

$$\text{(Newton)} \quad F = ma = m \frac{dv}{dt} \quad \text{(Einstein)} \quad F = \frac{d}{dt}(mv). \quad (5)$$

Here we stay with Newton, and pretend the mass is constant. Exercise 21 follows Einstein; the mass increases with velocity. There $m = m_0/\sqrt{1 - v^2/c^2}$ goes to infinity as v approaches c , the speed of light. That correction comes from the theory of relativity, and is not needed for suitcases.

What happens as the suitcase falls? From $x = a$ at the top of the stairs to $x = b$ at the bottom, potential energy is lost. But kinetic energy $\frac{1}{2}mv^2$ is gained, as we see from integrating Newton's law:

$$\begin{aligned} \text{force } F &= m \frac{dv}{dt} = m \frac{dv}{dx} \frac{dx}{dt} = mv \frac{dv}{dx} \\ \text{work } \int_a^b F \, dx &= \int_a^b mv \frac{dv}{dx} \, dx = \frac{1}{2}mv^2(b) - \frac{1}{2}mv^2(a). \end{aligned} \quad (6)$$

This same force F is given by $-dV/dx$. So the work is also the change in V :

$$\text{work } \int_a^b F \, dx = \int_a^b \left(-\frac{dV}{dx} \right) dx = -V(b) + V(a). \quad (7)$$

Since (6) = (7), the total energy $\frac{1}{2}mv^2 + V$ (*kinetic plus potential*) is constant:

$$\frac{1}{2}mv^2(b) + V(b) = \frac{1}{2}mv^2(a) + V(a). \quad (8)$$

This is the law of *conservation of energy*. The total energy is conserved.

EXAMPLE 3 Attach a mass m to the end of a stretched spring and let go. The spring's energy $V = \frac{1}{2}kx^2$ is gradually converted to kinetic energy of the mass. At $x = 0$ the change to kinetic energy is complete: the original $\frac{1}{2}kx^2$ has become $\frac{1}{2}mv^2$. Beyond $x = 0$ the potential energy increases, the force reverses sign and pulls back, and kinetic energy is lost. Eventually all energy is potential—when the mass reaches the other extreme. It is *simple harmonic motion*, exactly as in Chapter 1 (where the mass was the shadow of a circling ball). The equation of motion is the statement that *the rate of change of energy is zero* (and we cancel $v = dx/dt$):

$$\frac{d}{dt} \left(\frac{1}{2}mv^2 + \frac{1}{2}kx^2 \right) = mv \frac{dv}{dt} + kx \frac{dx}{dt} = 0 \quad \text{or} \quad m \frac{d^2x}{dt^2} + kx = 0. \quad (9)$$

That is $F = ma$ in disguise. For a spring, the solution $x = \cos \sqrt{k/m}t$ will be found in this book. For more complicated structures, engineers spend a billion dollars a year computing the solution.

PRESSURE AND HYDROSTATIC FORCE

Our forces have been concentrated at a single points. That is not the case for *pressure*. A fluid exerts a force all over the base and sides of its container. Suppose a water tank or swimming pool has constant depth h (in meters or feet). The water has weight-density $w \approx 9800 \text{ N/m}^3 \approx 62 \text{ lb/ft}^3$. On the base, the pressure is w times h . The force is wh times the base area A :

$$F = whA \text{ (pounds or Newtons)} \quad p = F/A = wh \text{ (lb/ft}^2 \text{ or N/m}^2\text{)}. \quad (10)$$

Thus *pressure is force per unit area*. Here p and F are computed by multiplication, because the depth h is constant. Pressure is proportional to depth (as divers know). Down the side wall, h varies and we need calculus.

The pressure on the side is still wh —*the same in all directions*. We divide the side into horizontal strips of thickness Δh . Geometry gives the length $l(h)$ at depth h (Figure 8.17). The area of a strip is $l(h)\Delta h$. The pressure wh is nearly constant on the strip—the depth only changes by Δh . **The force on the strip is $\Delta F = wh\Delta h$.** Adding those forces, and narrowing the strips so that $\Delta h \rightarrow 0$, the total force approaches an integral:

$$\text{total force } F = \int whl(h) \, dh \quad (11)$$

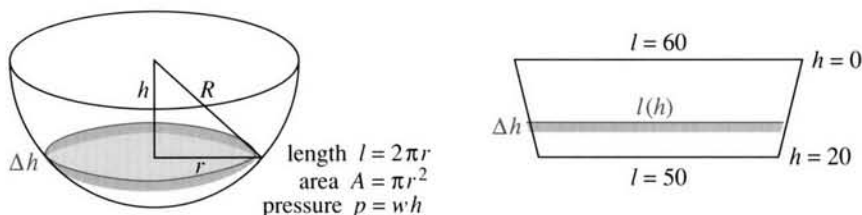


Fig. 8.17 Water tank and dam: length of side strip = l , area of layer = A .

EXAMPLE 4 Find the total force on the trapezoidal dam in Figure 8.17.

The side length is $l = 60$ when $h = 0$. The depth h increases from 0 to 20. The main problem is to find l at an in-between depth h . With straight sides the relation is linear: $l = 60 + ch$. We choose c to give $l = 50$ when $h = 20$. Then $50 = 60 + c(20)$ yields $c = -\frac{1}{2}$.

The total force is the integral of whl . So substitute $l = 60 - \frac{1}{2}h$:

$$F = \int_0^{20} wh(60 - \frac{1}{2}h) \, dh = \left[30wh^2 - \frac{1}{6}wh^3 \right]_0^{20} = 12000w - \frac{1}{6}(8000w).$$

With distance in feet and $w = 62 \text{ lb/ft}^3$, F is in pounds. With distance in meters and $w = 9800 \text{ N/m}^3$, the force is in Newtons.

Note that (weight-density w) = (mass-density ρ) times (g) = $(1000)(9.8)$. These SI units were chosen to make the density of water at 0°C exactly $\rho = 1000 \text{ kg/m}^3$.

EXAMPLE 5 Find the work to pump water out of a tank. The area at depth h is $A(h)$.

Imagine lifting out *one layer of water at a time*. The layer weighs $wA(h)\Delta h$. The work to lift it to the top is its weight times the distance h , or $whA(h)\Delta h$. The work to empty the whole tank is the integral:

$$W = \int whA(h) \, dh. \quad (12)$$

Suppose the tank is the bottom half of a sphere of radius R . The cross-sectional area at depth h is $A = \pi(R^2 - h^2)$. Then the work is the integral (12) from 0 to R . It equals $W = \pi w R^4/4$.

Units: $w = \text{force}/(\text{distance})^3$ times $R^4 = (\text{distance})^4$ gives work $W = (\text{force})(\text{distance})$.

8.6 EXERCISES

Read-through questions

Work equals a times b. For a spring the force is $F = \underline{c}$, proportional to the extension x (this is d law). With this variable force, the work in stretching from 0 to x is $W = \int \underline{e} = \underline{f}$. This equals the increase in the g energy V . Thus W is a h integral and V is the corresponding i integral, which includes an arbitrary j. The derivative dV/dx equals k. The force of gravity is $F = \underline{l}$ and the potential is $V = \underline{m}$.

In falling, V is converted to n energy $K = \underline{o}$. The total energy $K + V$ is p (this is the law of q when there is no external force).

Pressure is force per unit r. Water of density w in a pool of depth h and area A exerts a downward force $F = \underline{s}$ on the base. The pressure is $p = \underline{t}$. On the sides the u is still wh at depth h , so the total force is $\int whl dh$, where l is v. In a cubic pool of side s , the force on the base is $F = \underline{w}$, the length around the sides is $l = \underline{x}$, and the total force on the four sides is $F = \underline{y}$. The work to pump the water out of the pool is $W = \int whA dh = \underline{z}$.

1 (a) Find the work W when a constant force $F = 12$ pounds moves an object from $x = .9$ feet to $x = 1.1$ feet.

(b) Compute W by integration when the force $F = 12/x^2$ varies with x .

2 A 12-inch spring is stretched to 15 inches by a force of 75 pounds.

(a) What is the spring constant k in pounds per foot?

(b) Find the work done in stretching the spring.

(c) Find the work to stretch it 3 more inches.

3 A shock-absorber is compressed 1 inch by a weight of 1 ton. Find its spring constant k in pounds per foot. What potential energy is stored in the shock-absorber?

4 A force $F = 20x - x^3$ stretches a nonlinear spring by x .

(a) What work is required to stretch it from $x = 0$ to $x = 2$?

(b) What is its potential energy V at $x = 2$, if $V(0) = 5$?

(c) What is $k = dF/dx$ for a small additional stretch at $x = 2$?

5 (a) A 120-lb person makes a scale go down x inches. How much work is done?

(b) If the same person goes x inches down the stairs, how much potential energy is lost?

6 A rocket burns its 100 kg of fuel at a steady rate to reach a height of 25 km.

(a) Find the weight of fuel left at height h .

(b) How much work is done lifting fuel?

7 Integrate to find the work in winding up a hanging cable of length 100 feet and weight density 5 lb/ft. How much additional work is caused by a 200-pound weight hanging at the end of the cable?

8 The great pyramid (height 500'—you can see it from Cairo) has a square base 800' by 800'. Find the area A at height h . If the rock weighs $w = 100$ lb/ft³, approximately how much work did it take to lift all the rock?

9 The force of gravity on a mass m is $F = -GMm/x^2$. With $G = 6 \cdot 10^{-17}$ and Earth mass $M = 6 \cdot 10^{24}$ and rocket mass $m = 1000$, compute the work to lift the rocket from $x = 6400$ to $x = 6500$. (The units are kgs and kms and Newtons, giving work in Newton-kms.)

10 The approximate work to lift a 30-pound suitcase 20 feet is 600 foot-pounds. The exact work is the change in the potential $V = -GmM/x$. Show that ΔV is 600 times a correction factor $R^2/(R^2 - 10^2)$, when x changes from $R - 10$ to $R + 10$. (This factor is practically 1, when $R =$ radius of the Earth.)

11 Find the work to lift the rocket in Problem 9 from $x = 6400$ out to $x = \infty$. If this work equals the original kinetic energy $\frac{1}{2}mv^2$, what was the original v (the escape velocity)?

12 The kinetic energy $\frac{1}{2}mv^2$ of a rocket is converted into potential energy $-GmM/x$. Starting from the Earth's radius $x = R$, what x does the rocket reach? If it reaches $x = \infty$ show that $v = \sqrt{2GM/R}$. This escape velocity is 25,000 miles per hour.

13 It takes 20 foot-pounds of work to stretch a spring 2 feet. How much work to stretch it one more foot?

14 A barrel full of beer is 4 feet high with a 1 foot radius and an opening at the bottom. How much potential energy is lost by the beer as it comes out of the barrel?

- 15 A rectangular dam is 40 feet high and 60 feet wide. Compute the total side force F on the dam when (a) the water is at the top (b) the water level is halfway up.
- 16 A triangular dam has an 80-meter base at a depth of 30 meters. If water covers the triangle, find
- the pressure at depth h
 - the length l of the dam at depth h
 - the total force on the dam.
- 17 A cylinder of depth H and cross-sectional area A stands full of water (density w). (a) Compute the work $W = \int wAh \, dh$ to lift all the water to the top. (b) Check the units of W . (c) What is the work W if the cylinder is only half full?
- 18 In Problem 17, compute W in both cases if $H = 20$ feet, $w = 62 \text{ lb}/\text{ft}^3$, and the base is a circle of radius $r = 5$ feet.
- 19 How much work is required to pump out a swimming pool, if the area of the base is 800 square feet, the water is 4 feet deep, and the top is one foot above the water level?
- 20 For a cone-shaped tank the cross-sectional area increases with depth: $A = \pi r^2 h^2 / H^2$. Show that the work to empty it is half the work for a cylinder with the same height and base. What is the ratio of volumes of water?
- 21 In relativity the mass is $m = m_0 / \sqrt{1 - v^2/c^2}$. Find the correction factor in Newton's equation $F = m_0 a$ to give Einstein's equation $F = d(mv)/dt = (d(mv)/dv)(dv/dt) = \text{_____} m_0 a$.
- 22 Estimate the depth of the *Titanic*, the pressure at that depth, and the force on a cabin door. Why doesn't every door collapse at the bottom of the Atlantic Ocean?
- 23 A swimming pool is 4 meters wide, 10 meters long, and 2 meters deep. Find the weight of the water and the total force on the bottom.
- 24 If the pool in Problem 23 has a shallow end only one meter deep, what fraction of the water is saved? Draw a cross-section (a trapezoid) and show the direction of force on the sides and the sloping bottom.
- 25 In what ways is work like a definite integral and energy like an indefinite integral? Their derivative is the _____.

MIT OpenCourseWare
<http://ocw.mit.edu>

Resource: Calculus Online Textbook
Gilbert Strang

The following may not correspond to a particular course on MIT OpenCourseWare, but has been provided by the author as an individual learning resource.

For information about citing these materials or our Terms of Use, visit: <http://ocw.mit.edu/terms>.